



GLASTRON | 2008



GLASTRON 2008



REAL BOATS.




For more than fifty years now, one company has driven the art of fiberglass boat building forward. That

company is Glastron. A complete list of our technological innovations, design breakthroughs and classic models would be more than enough to fill a book. And the Glastron "sweep spear" that's on the side of every model is now one of the most recognized icons in boating.

There's a passion here—a sense that every Glastron model doesn't just fill a "marketing niche." It takes boat building—and family boating—another step forward.

We build boaters' boats. Every model is designed and built to exceed the expectations of people who really understand the sport. Put someone who knows boats at the helm of a Glastron. Then sit back and listen to them rave about Glastron style, performance and handling.


We don't settle for adapting someone else's designs or manufacturing processes. We pioneer new ways to make our boats better, safer, more fun and more family friendly. We always have. We always will. No other brand captures the essence of family boating—or the hearts of family boaters—quite like Glastron. It's highly unlikely that any other brand ever will.



Real boats. Real satisfied customers. Glastron has received the National Marine Manufacturers Association's "Excellence in Customer Satisfaction Award" every year since the award was established in 2003.







REAL VALUE.



There was a time when motorboating was a pastime reserved for those with the means to own

hand-built "speedboats." But in 1956, a new company called Glastron began designing stylish, affordable boats out of a new material called fiberglass. And the era of family boating—and real boating value—was born. Fiberglass meant value. We could build great boats and sell them at great prices. 52 years and nearly 500,000 boats later, providing you with real boating value is still our fundamental business.

We begin with better boat building technology. Our highly-advanced manufacturing process lets us build boats more efficiently—and gives us a real economic advantage right out of the mold.

As a result, we can offer more of the features boat buyers really want as standard equipment—features that are options on many other boat brands.

And because we're a Genmar company (Genmar is one of the world's largest manufacturers of recreational boats), we have incredible buying power. That means we can specify high-quality, brand-name components in even our most affordable models. We can also offer sterndrives and outboards from several major engine manufacturers, so you can choose your favorite brand of propulsion.

Our better technology and enhanced buying power let us pass our economic advantage along to you in the form of affordable prices. That's real value—value in the great tradition of Glastron. Feature for feature, dollar for dollar, no one else in the industry can fit this much boat into your budget. No. One. Else.

GLASTRON 2008

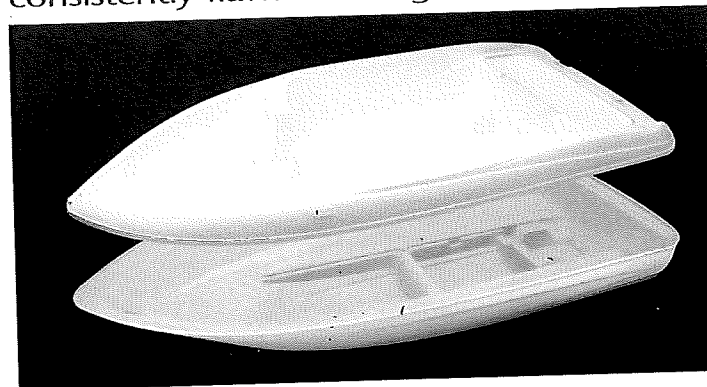


A REAL BREAKTHROUGH IN BOAT BUILDING TECHNOLOGY.




One major technological breakthrough has put Glastron boats years ahead of the competition. It's VEC® technology, the closed-mold fiberglass fabrication process we use in most of our bowriders and all of our Ski & Fish models. The VEC process revolutionized the way fiberglass boats are built—and lets us produce consistently-flawless fiberglass components.

VEC-built models are constructed from just two basic structural components: a unitized hull and a unitized deck/floor. Everything is fiberglass, so there's no wood to rot. Everything's integrated, resulting in a clean, seamless look and a firm, quiet ride.




Other boat builders use what's essentially a fifty-year-old open-mold process to make hulls—an inconsistent process that usually relies on wood stringers for support and structural integrity.

With VEC, we don't rely on wood stringers. We design and mold the structural integrity into the hull itself. Then we enhance that integrity with a unitized deck and floor. It's a better way to build a boat—a simpler, stronger construction process that delivers a firm and more quiet ride, plus better resale value.



How good is VEC? How big of a breakthrough? It lets us back every VEC-built boat with a transferable lifetime limited warranty on structural components—the best warranty in the industry.

This is "Real Boats, Real Value" at its finest. A VEC-built boat is a better-built boat. From the showroom through years of reliable service to trade-in, it's the best value in boating.



GLASTRON BOWRIDERS.

Feature-for-feature, model-for-model, from basic boating to top-of-the-line luxury, Glastron bowriders are the best overall value in the industry. That's not catalog puffery. That's proven fact.

VEC® technology makes our bowriders more economical right out of the mold. (Every 17, 18, 20 and 22-foot model is built with this patented high-tech process.) As a result, we can equip them with more of the features boaters want as standard equipment—



features that, often, are only available as options on comparable models from other boat builders. That's real value.

Then there's our unitized construction process. It gives Glastron bowriders a seamless look and a tight, quiet ride that will still be tight and quiet when our competitors' boats are showing their age (many are still made with wood stringers and wood floors). That's value that pays dividends when you sell or trade up.

It's simple. We design and build every model in every series to be a better value for you. Go ahead and comparison shop. You'll see what we mean.

MX Series

Our MX Series makes all the benefits of VEC technology fit your family budget. VEC means that we build every MX model to a level of quality unheard of in this category—quality so superior that we back every MX with a transferable lifetime limited warranty on structural components—a warranty that's better than the warranty other builders offer on their top-of-the-line models. Add our unitized two-piece construction and you get a great performing boat at a very sensible price. Comparison shop if you want, but there really is no comparison. Our MXs are clearly the best value in the "value boat" category.

GT Series

Introduced just last year, the GTs are already our best-selling boats. We like to think it's the way these boats look and handle, but we know it's also their value. Value like the sporty styling. And your choice of four great color schemes—each perfectly executed inside and out. And standard equipment that other companies charge more for, like sport seating and a fiberglass floor. Even the extended swim platform comes standard on GT sterndrive models. No other boat delivers this much value at this price point.

GXL Series

The boats in our GXL Series prove you can have it all—and get real value too. These incredibly luxurious and well-appointed bowriders come with all upscale features and amenities. Deep, roomy passenger areas. Rich colors inside and out. Sculpted, multi-texture upholstery. Full wrap-around bucket seats with built-in suspension and flip-up bolsters. Handsome, precisely-arranged instrumentation. Our designers have blended it all into one flawless, impeccably-detailed set of boats.

Out on the water, even GXL bowrider is 110% Glastron. Glastron GXL means you don't have to compromise performance and handling to achieve real luxury. You could spend thousands more and still wind up with less. The GXL Series from Glastron is proof that luxury and value can coexist without compromise.



MX 170/175 Bowriders

Standard Features



- Adjustable deluxe bucket seats
- Bilge pump
- Bow seats with concealed storage
- Padded sunlounge
- Passenger grab handles
- Rear bench seat w/open storage
- Ski locker
- Ski tow ring (MX 175)
- Stainless steel bow & stern eyes
- Stainless steel boarding ladder
- Unitized fiberglass deck/floor
- Walk-thru curved windshield
- VEC® technology

Optional Features

- AM/FM/CD stereo with 2 speakers
- Flip-up bucket seats (1 or 2)
- Glove box
- High altitude propeller (MX 175)
- Low profile black windshield
- Ski tow pylon (MX 170)
- Snap-in carpet
- XL Package: snap-in carpet, AM/FM/CD stereo w/2 speakers, glove box, forward bow pull-up cleat & forward bow cushion, flip-up bucket helm seat, stainless steel rubrail

THE BOAT: The MX 170 (outboard) and MX 175 (sterndrive) give you Glastron performance and handling, plus more of the features you want as standard equipment. Other manufacturers strip down their models or leave out features to create "value boats." We're able to design these great bowriders with more of the features you want from the start—without any compromises.

THE VALUE: The MX models' combination of styling, performance, standard features and price point means these "value boats" don't look, feel or perform like "value boats." The cost efficiencies of VEC® manufacturing and unitized two-piece construction make it all possible. Hands down, the best value in the category.




Specifications

	MX 170	MX 175
Length	17'1" (5.21 m)	17'1" (5.21 m)
Beam	88" (2.24 m)	88" (2.24 m)
Depth	43" (1.09 m)	44" (1.12 m)
Weight	1485 lbs (674 kg)	2280 lbs (1035 kg)
	w/o engine	w/3.0 GL Volvo Penta
Cockpit Depth	28 1/2" (.72 m)	28 1/2" (.72 m)
Transom Width	86" (2.18 m)	86" (2.18 m)
Transom Deadrise	21°	21°
Draft	28 1/2" (.72 m)	31" (.79 m)
	w/drive down	w/drive down
Fuel Capacity	23 gallons (87 liters)	23 gallons (87 liters)
Maximum Capacity	1150 lbs (522 kg)	1000 lbs (454 kg)

Optional Canvas

- Bimini top & boot
- Bimini top & boot for low profile windshield
- Bow cover
- Canvas Package: bow cover, walk-thru curtain, side curtain, stern curtain
- Cockpit cover
- Soft top & boot
- Mooring cover



Powered by

VOLVO PENTA

MX 170 Power Choices

- Evinrude 115 DSLSD
- Evinrude 150 DSLSD
- Mercury 90 ELPT Optimax
- Mercury 115 ELPT Optimax
- Mercury 135 L Optimax
- Mercury 150 L Optimax

- Yamaha 90 TLR
- Yamaha 115 TLR
- Yamaha F 115 TLR
- Yamaha 150 TLR
- Yamaha F 150 TLR

MX 175 Power Choices

- 3.0L MerCruiser (135 hp)
- 4.3L MerCruiser (190 hp)
- 3.0 GL Volvo Penta (135 hp)
- 4.3 GL Volvo Penta (190 hp)

Color Choice

- Blue & Yellow Graphics



Shown with optional low profile black windshield

GT 180/185 Bowriders

Standard Features



Adjustable deluxe bucket seats
AM/FM/CD stereo w/2 speakers
Bilge pump (automatic on GT 185)
Bow seats w/concealed storage
Bow step/platform w/removable cushion
Extended swim platform with 3-step ladder (GT 185)
Glove box
Padded sunlounge
Passenger grab handles
Rear bench seating w/concealed storage
Ski locker
Ski tow ring (GT 185)
Stainless steel boarding ladder
Stainless steel bow & stern eyes
Two-tone deck & hull graphics
Unitized fiberglass deck/floor
Walk-thru curved windshield
VEC® technology

Optional Features

3-step boarding ladder (standard on GT 185)
Convenience Package, GT 180: automatic bilge pump, hour meter & depth sounder
Convenience Package, GT 185: hour meter & depth sounder
Flip-up bucket seats (1 or 2)
Full side glass windshield
High altitude propeller (GT 185)
Low profile black windshield
Sirius satellite radio
Ski tow pylon (GT 180 only)
Snap-in carpet
Tilt steering wheel
Wakeboard tower (GT 185)
XL Package: tilt steering wheel, full side glass windshield, convenience package, flip-up bucket helm seat, snap-in carpet, forward pull-up bow cleat, stainless steel rubrail, stainless steel drink holders & chrome speaker covers (GT 180 also includes ski tow pylon & 3-step boarding ladder)

THE BOAT: The GT 180 (outboard) and GT 185 (sterndrive) are at the heart of our model line and the heart of the sport. No other boats in this class combine world-class performance and handling, with highly-functional, family-friendly, "this-makes-complete-sense" design quite like these do. Deep, roomy cockpit and bow areas. Sport seating. Extended swim platform on the GT 185. Lots of storage. Pretty much everything you like about bowriders in two "just-pretty-to-look-at" packages.


THE VALUE: VEC® built. Unitized two-piece construction. Transferable lifetime limited warranty on all structural components. Great resale value. Loaded with standard features. Priced to compete for—and win—your affection over any other boats in this class.



Specifications	GT 180	GT 185
Length	17'1" (5.21 m)	18'5" (5.61 m)
Beam	88" (2.24 m)	88" (2.24 m)
Depth	43" (1.09 m)	44" (1.12 m)
Weight	1500 lbs (680 kg) w/o engine	2315 lbs. (1050 kg) w/3.0 GL Volvo P
Cockpit Depth	28 1/2" (.72 m)	28 1/2" (.72 m)
Transom Width	86" (2.18 m)	86" (2.18 m)
Transom Deadrise	21°	21°
Draft	28 1/2" (.72 m) w/drive down	31" (.79 m) w/drive down
Fuel Capacity	23 gallons (87 liters)	23 gallons (87 liter)
Maximum Capacity	1150 lbs (522 kg)	1150 lbs (522 kg)

Optional Canvas

Bimini top & boot
Bimini top & boot for low profile windshield
Bimini top for wakeboard tower (GT 185)
Bow cover
Canvas Package: bow cover, walk-thru curtain, side curtains, stern curtain
Cockpit cover
Soft top & boot
Mooring cover



GT 180 Power Choices

Evinrude 115 DSLSD
Evinrude 150 DSLSD
Mercury 90 ELPT Optimax
Mercury 115 ELPT Optimax
Mercury 135 L Optimax
Mercury 150 L Optimax

Yamaha 90 TLR
Yamaha 115 TLR
Yamaha F 115 TLR
Yamaha 150 TLR
Yamaha F 150 TLR

GT 185 Power Choices

3.0L MerCruiser (135 hp)
4.3L MerCruiser (190 hp)
3.0 GL Volvo Penta (135 hp)
4.3 GL Volvo Penta (190 hp)

Color Choices

Black, Blue, Red, Yellow

Powered by

**VOLVO
PENTA.**



Shown with optional low profile black windshield

GT 205 Bowrider

Standard Features


Adjustable deluxe bucket seats
AM/FM/CD stereo w/2 speakers
Automatic bilge pump
Bow seating w/concealed compartment storage
Extended swim platform with 3-step ladder
Glove box
Integrated bow steps with removable cushion
Padded sunlounge
Passenger grab handles
Rear bench seating w/concealed storage
Ski locker
Ski tow ring
Stainless steel boarding ladder
Stainless steel bow & stern eyes
Two-tone deck & hull graphics
Unitized fiberglass deck/floor
Walk-thru curved windshield
Walk-thru transom boarding gate
VEC[®] technology

Optional Features

Convenience Package:
hour meter & depth sounder
Flip-up bucket seat (1 or 2)
Full side glass windshield
High altitude propeller
Low profile black windshield
Sirius satellite radio
Snap-in carpet
Tilt steering wheel
Wakeboard tower
XL Package: tilt steering wheel, convenience package, flip-up bucket helm seat, snap-in carpet, forward pull-up bow cleat, full side glass windshield, chrome speaker covers, stainless steel drink holders, stainless steel rubrail

THE BOAT: A bigger, roomier bowrider with the heart of a classic runabout. Up on plane fast. Minimal bowrise. "Hang on" performance and handling. Our designers have put the extra room to good use, incorporating more standard features—including an ingenious walk-thru transom that doesn't compromise the sunlounge or cockpit seating.

THE VALUE: A lot of boat for the money. VEC[®] built. Unitized two-piece construction. Transferable lifetime limited warranty on all structural components. Great resale value—and so much more. The GT 205 is the benchmark to measure other 20-foot bowriders by. And once you see how it's priced, you'll realize why.



Specifications

Length	20'8" (6.30 m)
Beam	92" (2.33 m)
Depth	43" (1.09 m)
Weight	2780 lbs (1260 kg) w/4.3 GL Volvo Penta
Cockpit Depth	29" (.74 m)
Transom Width	88" (2.24 m)
Transom Deadrise	21°
Draft	31 1/2" (.80 m) w/drive down
Fuel Capacity	35 gallons (132 liters)
Maximum Capacity	1275 lbs (578 kg)

Optional Canvas

Bimini top & boot
Bimini top & boot for low profile windshield
Bimini top for wakeboard tower
Bow cover
Canvas Package: bow cover, walk-thru curtain, side curtains, stern curtain
Cockpit cover
Soft top & boot
Mooring cover

Power Choices




3.0L MerCruiser (135 hp)
4.3L MerCruiser (190 hp)
4.3L MPI MerCruiser (220 hp)
5.0L MerCruiser (220 hp)
5.0L MPI MerCruiser (260 hp)
3.0 GL Volvo Penta (135 hp)
4.3 GL Volvo Penta (190 hp)
4.3 GXi Volvo Penta (225 hp)
5.0 GL Volvo Penta (220 hp)
5.0 GXi Volvo Penta (270 hp)

Color Choices

Black, Blue, Red, Yellow

Powered by

**VOLVO
PENTA.**





Shown with optional wakeboard tower

GT 225 Bowrider

Standard Features


Adjustable deluxe bucket seats
AM/FM/CD stereo w/4 speakers
Automatic bilge pump
Bow filler cushion
Bow seating w/concealed compartment storage with 3-step ladder
Glove box
Padded sunlounge
Passenger grab handles
Rear bench seating with concealed storage
Ski locker
Ski tow ring
Stainless steel boarding ladder
Stainless steel bow & stern eyes
Tilt steering wheel
Two-tone deck & hull graphics
U-shaped rear seating
Unitized fiberglass deck/floor
Walk-thru curved windshield with full side glass
Walk-thru transom boarding gate
VEC® technology

Optional Features

Convenience Package:
hour meter & depth sounder
Flip-up bucket seat (1 or 2)
High altitude propeller
Low profile black windshield
Sirius satellite radio
Snap-in carpet
Wakeboard tower
XL Package: convenience package, flip-up bucket helm seat, snap-in carpet, pull-up cleats, chrome speaker covers, stainless steel drink holders, stainless steel rubrail

THE BOAT: The GT 225 is at the top of our GT Bowrider Series. Longer, wider, roomier, with great handling characteristics and impressive performance. Huge bow seating area, plus U-seating in the cockpit and Glastron's innovative walk-thru transom. Perfect for large families. Room for lots of friends.

THE VALUE: A bigger, roomier boat with plenty of standard features at a very competitive price. Compares (very favorably) to competitors' models that cost thousands more. Like finding a real bargain? Your ship just came in.



Specifications

Length	21'6" (6.55 m)
Beam	99 1/2" (2.53 m)
Depth	46 1/2" (1.18 m)
Weight	3000 lbs (1364 kg) w/5.0 GL Volvo Penta
Cockpit Depth	30 1/2" (.77 m)
Transom Width	92" (2.34 m)
Transom Deadrise	21°
Draft	31 1/2" (.80 m) w/drive down
Fuel Capacity	35 gallons (132 liters)
Maximum Capacity	1475 lbs (669 kg)

Optional Canvas

Bimini top & boot
Bimini top & boot for low profile windshield
Bimini top for wakeboard tower
Bow cover
Canvas Package: bow cover, walk-thru curtain, side curtains, stern curtain
Cockpit cover
Mooring cover

Power Choices



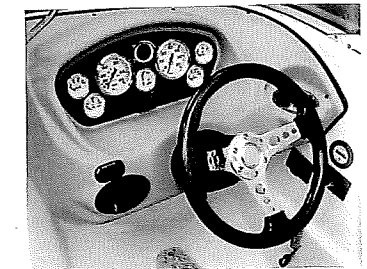

5.0L MerCruiser (220 hp)
5.0L MPI MerCruiser (260 hp)
5.7L MerCruiser (250 hp)
350 Magnum MPI MerCruiser (300 hp)
350 Magnum MPI Bravo I MerCruiser (300 hp)
5.0 GL Volvo Penta (220 hp)
5.0 GXi Volvo Penta (270 hp)
5.7 Gi Volvo Penta (280 hp)
5.7 GXi Volvo Penta (320 hp)

Color Choices

Black, Blue, Red, Yellow

Powered by

**VOLVO
PENTA.**



t the top of our GT Bowrider Series. great handling characteristics and bow seating area, plus U-seating in relative walk-thru transom. Perfect for friends.

imier boat with plenty of standard price. Compares (very favorably) to thousands more. Like finding a real n.






Specifications

Length	21'6" (6.55 m)
Beam	99 1/2" (2.53 m)
Depth	46 1/2" (1.18 m)
Weight	3000 lbs (1364 kg)
	w/5.0 GL Volvo Penta
Cockpit Depth	30 1/2" (.77 m)
Transom Width	92" (2.34 m)
Transom Deadrise	21°
Draft	31 1/2" (.80 m) w/drive down
Fuel Capacity	35 gallons (132 liters)
Maximum Capacity	1475 lbs (669 kg)

- Optional Canvas
- Bimini top & boot
 - Bimini top & boot for low profile windshield
 - Bimini top for wakeboard tower
 - Bow cover
 - Canvas Package: bow cover, walk-thru curtain, side curtains, stern curtain
 - Cockpit cover
 - Mooring cover

- Power Choices
- 5.0L MerCruiser (220 hp)
 - 5.0L MPI MerCruiser (260 hp)
 - 5.7L MerCruiser (250 hp)
 - 350 Magnum MPI MerCruiser (300 hp)
 - 350 Magnum MPI Bravo 1 MerCruiser (300 hp)
 - 5.0 GL Volvo Penta (220 hp)
 - 5.0 GXi Volvo Penta (270 hp)
 - 5.7 Gi Volvo Penta (280 hp)
 - 5.7 GXi Volvo Penta (320 hp)

- Color Choices
- Black, Blue, Red, Yellow



Powered by
**VOLVO
 PENTA.**

GX 205 Bowrider

Standard Features

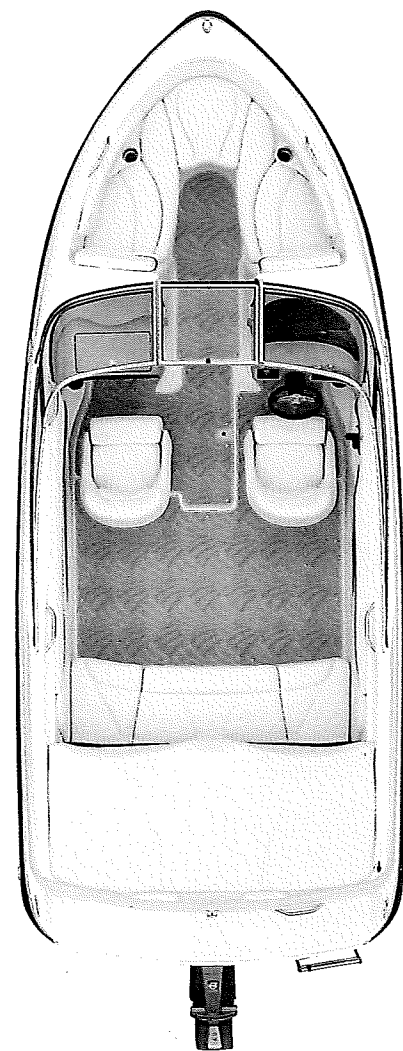
AM/FM/CD stereo with
4 chrome speaker covers
Automatic bilge pump
Carry-on cooler
Cockpit courtesy lights
Depth sounder
Glove box
Hour meter
Integrated swim platform
Padded sunlounge
Rear bench seat
Ski locker
Ski tow ring
Snap-in carpet
Stainless steel bow & stern eyes
Stainless steel drink holders
Stainless steel passenger
grab handles
Stainless steel rubrail
SuspensionAire wraparound
bucket seats w/flip-up bolsters
Telescopic 3-step boarding ladder
Tilt steering wheel
Two-tone deck & hull graphics
Unitized fiberglass deck/floor
Walk-thru windshield
with full side glass
VEC® technology

Optional Features

Captain's Call (electric) with
Corsa Quick & Quiet II
Dash-mounted stereo remote
Docking lights
Extended swim platform
High altitude propeller
Low profile black windshield
Sirius satellite radio
U-shaped rear seating
w/filler cushions
Upgrade Package: docking
lights, pull-up cleats, transom-
mounted stereo remote &
tilt/trim switch
Wakeboard tower

THE BOAT: Comfortable, luxurious and roomy, the GX 205 features a deep cockpit, plenty of storage and richly-upholstered passenger areas. Sport seating with a wide rear bench provides lots of cockpit space. Perfect for wakeboarding and other water sports. Plenty of "must have" standard features. The best of everything—and Glastron's world-class performance and handling, too.

THE VALUE: An upscale 20-foot runabout at a price that leaves our competition wondering how we do it. All the benefits of VEC® technology and unitized two-piece construction. The lifetime limited warranty on all structural components (it's transferable) means more retained value at resale. Plus all the fun of a perfectly-appointed Glastron bowrider.



Specifications

Length	19'11" (6.07 m)
Beam	96" (2.44 m)
Depth	45 1/4" (1.16 m)
Weight	3025 lbs (1372 kg) w/5.0 GL Volvo Penta
Cockpit Depth	32" (.81 m)
Transom Width	92" (2.34 m)
Transom Deadrise	21°
Draft	31 1/2" (.80 m) w/drive down
Fuel Capacity	35 gallons (132 liters)
Maximum Capacity	1475 lbs (669 kg)

Optional Canvas

Bimini top & boot
Bimini top & boot for low profile windshield
Bimini top for wakeboard tower
Bow cover
Canvas Package: bow cover, walk-thru curtain,
side curtains, stern curtain
Cockpit cover
Soft top & boot
Mooring cover
Mooring cover w/extended swim platform

Power Choices



5.0L MerCruiser (220 hp)
5.0L MPI MerCruiser (260 hp)
5.7L MerCruiser (250 hp)
5.7L Bravo III MerCruiser (250 hp)
350 Magnum MPI Alpha MerCruiser (300 hp)
5.0 GL Volvo Penta (220 hp)
5.0 GXi Volvo Penta (270 hp)
5.7 Gi Volvo Penta (280 hp)
5.7 GXi Volvo Penta (320 hp)

Color Choices

Black, Blue Metallic, Red Metallic, Yellow

Powered by

**VOLVO
PENTA**



omy, the GX 205
richly-upholstered
bench provides lots
other water sports.
est of everything—
ndling, too.

at a price that
it. All the benefits
construction. The
components (it's
ile. Plus all the fun


19'11" (6.07 m)
96" (2.44 m)
45 1/4" (1.16 m)
3025 lbs (1372 kg)
w/5.0 GL Volvo Penta
32" (.81 m)
92" (2.34 m)
21°
31 1/2" (.80 m) w/drive down
35 gallons (132 liters)
1475 lbs (669 kg)

low profile windshield
ard tower
cover, walk-thru curtain,
curtain

aded swim platform

hp)
260 hp)
hp)
ser (250 hp)
ha MerCruiser (300 hp)
20 hp)
270 hp)
30 hp)
120 hp)

ed Metallic, Yellow



GXL 185 Bowrider

Standard Features


AM/FM/CD stereo with
4 chrome speaker covers
Automatic bilge pump
Carry-on cooler
Cockpit courtesy lights
Glove box
Integrated swim platform
Padded sunlounge
Rear bench seat
Sculpted snap-in carpet
Ski locker
Ski tow ring
Stainless steel bow & stern eyes
Stainless steel drink holders
Stainless steel passenger grab handles
Stainless steel rubrail
Suspension Aire wraparound bucket seats w/flip-up bolsters
Telescopic 3-step boarding ladder
Tilt steering wheel
Two-tone deck & hull graphics
Unitized fiberglass deck/floor
Walk-thru curved windshield with full side glass
VEC® technology

Optional Features

Convenience Package:
hour meter & depth sounder
Dash-mounted stereo remote
Extended swim platform
High altitude propeller
Low profile black windshield
Sirius satellite radio
Upgrade Package: docking lights, pull-up cleats, transom-mounted stereo remote & tilt/trim switch
Wakeboard tower

THE BOAT: The performance, handling and pure pleasure of a flawlessly-designed and precision-built 18-foot bowrider—with all the standard features you'd expect on a truly upscale boat. Take the helm. See for yourself. Everything—instrumentation, controls, cupholders, grab handles—is perfectly done and right where it should be. Deluxe seating, rich upholstery and great color combinations complete the package.

THE VALUE: VEC® built. Transferable lifetime limited warranty on all structural components. Performance plus practicality. Rich in standard features. Upscale everything. Common-sense price.



Specifications

Length	18' (5.49 m)
Beam	91" (2.31 m)
Depth	43" (1.09 m)
Weight	2730 lbs (1240 kg) w/4.3 GL Volvo Penta
Cockpit Depth	29½" (.75 m)
Transom Width	86" (2.18 m)
Transom Deadrise	21°
Draft	29" (.74 m) w/drive down
Fuel Capacity	29 gallons (110 liters)
Maximum Capacity	1200 lbs (544 kg)

Optional Canvas

Bimini top & boot
Bimini top & boot for low profile windshield
Bimini top for wakeboard tower
Bow cover
Canvas Package: bow cover, walk-thru curtain, side curtains, stern curtain
Cockpit cover
Soft top & boot
Mooring cover
Mooring cover w/extended swim platform

Power Choices


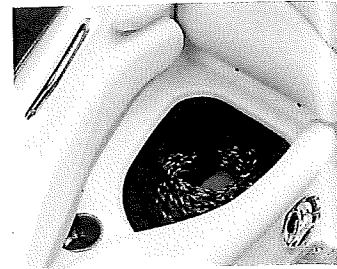
3.0L MerCruiser (135 hp)
4.3L MerCruiser (190 hp)
4.3L MPI MerCruiser (220 hp)
3.0 GL Volvo Penta (135 hp)
4.3 GL Volvo Penta (190 hp)
4.3 GXi Volvo Penta (225 hp)

Color Choices

Black, Blue Metallic, Red Metallic, Yellow

Powered by

**VOLVO
PENTA.**



: pleasure of
vrider—with
scale boat.
umentation,
e and right
y and great

ed warranty
ticality. Rich
ense price.

7 m)
1 m)
9 m)
(1240 kg)
GL Volvo Penta
75 m)
8 m)




m) w/drive down
s (110 liters)
(544 kg)

ile windshield
er

alk-thru curtain,

im platform

llic, Yellow



GXL 205 Bowrider

Standard Features


AM/FM/CD stereo with
4 chrome speaker covers
Automatic bilge pump
Carry-on cooler
Cockpit courtesy lights
Depth sounder
Glove box
Hour meter
Integrated swim platform
Padded sunlounge with
port & starboard storage
compartments
Pull-up cleats
Sculpted snap-in carpet
Ski locker w/mat
Ski tow ring
Stainless steel bow & stern eyes
Stainless steel drink holders
Stainless steel passenger
grab handles
Stainless steel rubrail
Suspension Aire wraparound
bucket seats w/flip-up bolsters
Telescopic 3-step boarding
ladders, fore & aft
Tilt steering wheel
Two-tone deck & hull graphics
Unitized fiberglass deck/floor
U-shaped rear seating
Walk-thru curved windshield
with full side glass
Walk-thru transom boarding gate
VEC® technology

Optional Features

Bow filler cushion
Captain's Call (electric)
w/Corsa Quick & Quiet II
Dash-mounted stereo remote
Docking lights
Extended swim platform
High altitude propeller
Low profile black windshield
Rear sundeck power lift
Sirius satellite radio
Stern filler cushion
Upgrade Package: docking lights,
transom-mounted stereo
remote & tilt/trim switch
Wakeboard tower

THE BOAT: At twenty feet, the GXL 205 is a little bigger, a little more luxurious and features a little more of everything you love about boating. Understated and impeccably designed with all the amenities, including a bow ladder, sunlounge storage compartments, cockpit U-seating and our ingenious walk-thru transom.

THE VALUE: The economies of our advanced manufacturing technology allow us to lavish this boat with standard features—and deliver it at a price our competitors have a hard time matching. A truly great bowrider.



Specifications

Length	19'11" (6.07 m)
Beam	96" (2.44 m)
Depth	45 1/4" (1.16 m)
Weight	3025 lbs (1370 kg) w/5.0 GL Volvo Penta
Cockpit Depth	32" (.81 m)
Transom Width	92" (2.34 m)
Transom Deadrise	21°
Draft	31 1/2" (.80 m) w/drive down
Fuel Capacity	35 gallons (132 liters)
Maximum Capacity	1475 lbs (669 kg)

Optional Canvas

Bimini top & boot
Bimini top & boot for low profile windshield
Bimini top for wakeboard tower
Bow cover
Canvas Package: bow cover, walk-thru curtain,
side curtains, stern curtain
Cockpit cover
Soft top & boot
Mooring cover
Mooring cover w/extended swim platform

Power Choices






5.0L MerCruiser (220 hp)
5.0L MPI MerCruiser (260 hp)
5.7L Alpha MerCruiser (250 hp)
5.7L Bravo III MerCruiser (250 hp)
350 Magnum MPI Alpha MerCruiser (300 hp)
5.0 GL Volvo Penta (220 hp)
5.0 GXi Volvo Penta (270 hp)
5.7 Gi Volvo Penta (280 hp)
5.7 GXi Volvo Penta (320 hp)

Color Choices

Black, Blue Metallic, Red Metallic, Yellow

Powered by





**VOLVO
PENTA**



Shown with optional wakeboard tower and low profile black windshield

a little bigger, a little
everything you love
lesigned with all the
orage compartments,
u transom.

anced manufacturing
standard features—
have a hard time



19'11" (6.07 m)
96" (2.44 m)
45 3/4" (1.16 m)
3025 lbs (1370 kg)
w/5.0 GL Volvo Penta
32" (.81 m)
92" (2.34 m)
21°
31 1/2" (.80 m) w/drive down
35 gallons (132 liters)
dry 1475 lbs (669 kg)

for low profile windshield
keyboard tower

bow cover, walk-thru curtain,
tern curtain

extended swim platform

220 hp
rCruiser (260 hp)
rCruiser (250 hp)
erCruiser (250 hp)
PI Alpha MerCruiser (300 hp)
nta (220 hp)
nta (270 hp)
ta (280 hp)
nta (320 hp)

llic, Red Metallic, Yellow

**AVO
ITA**



Shown with optional wakeboard tower and low profile black windshield

GXL 235 Bowrider

Standard Features


AM/FM/CD/Sirius satellite stereo with 4 chrome speaker covers
Automatic bilge pump
Carry-on cooler
Cockpit courtesy lights
Cockpit table
Depth sounder
Glove box
Hour meter
Integrated extended swim platform
Padded sunlounge with port & starboard storage compartments
Rear sundeck power lift
Sculpted snap-in carpet
Ski locker
Ski tow ring
Stainless steel bow & stern eyes
Stainless steel drink holders
Stainless steel passenger grab handles
Stainless steel rubrail
SuspensionAire wraparound bucket seats w/flip-up bolsters
Telescopic 3-step boarding ladder
Tilt steering wheel
Two-tone deck & hull graphics
Unitized fiberglass deck/floor
U-shaped rear seating with filler cushions
Walk-thru curved windshield with full side glass
Walk-thru transom boarding gate

Optional Features

Bow filler cushion
Captain's Call (electric) w/Corsa Quick & Quiet II
Dash-mounted stereo remote
Docking lights
High altitude propeller
Low profile black windshield
Upgrade Package: docking lights, pull-up cleats, transom-mounted stereo remote & tilt/trim switch
Wakeboard tower

THE BOAT: The boat you promised yourself "someday." Definitely a cut above the ordinary. This roomy 23-footer features a bigger, more sophisticated ride. We incorporated the best of everything, including our unique walk-thru transom (it preserves both the sunlounge and the U-shaped cockpit seating), a large integrated swim platform, sunlounge storage compartments and so much more. Everything you need to thoroughly—and elegantly—enjoy your days and evenings on the water.

THE VALUE: A fully-loaded bowrider at an excellent price point. Simply put, this much boat should cost a lot more.



Specifications

Length	23' (7.01 m)
Beam	102" (2.59 m)
Depth	53" (1.35 m)
Weight	3875 lbs (1760 kg) w/5.7 Gi Volvo Penta
Cockpit Depth	37" (.94 m)
Transom Width	98" (2.49 m)
Transom Deadrise	21°
Draft	33" (.84 m) w/drive down
Fuel Capacity	47 gallons (178 liters)
Maximum Capacity	1650 lbs (748 kg)

Optional Canvas

Bimini top & boot
Bimini top & boot for low profile windshield
Bimini top for wakeboard tower
Bow cover
Canvas Package: bow cover, walk-thru curtain, side curtains, stern curtain
Cockpit cover
Soft top & boot
Mooring cover

Power Choices




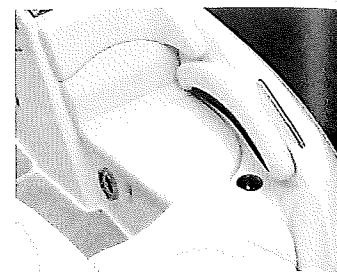
5.0L MPI MerCruiser (260 hp)
5.0L MPI Bravo III MerCruiser (260 hp)
5.7L Alpha MerCruiser (250 hp)
5.7L Bravo III MerCruiser (250 hp)
350 Magnum MPI Bravo I MerCruiser (300 hp)
350 Magnum MPI Bravo III MerCruiser (300 hp)
MX 6.2 MPI Bravo I MerCruiser (320 hp)
MX 6.2 MPI Bravo III MerCruiser (320 hp)
5.0 GXi Volvo Penta (270 hp)
5.0 GXi DP Volvo Penta (270 hp)
5.7 Gi Volvo Penta (280 hp)
5.7 Gi DP Volvo Penta (280 hp)
5.7 GXi Volvo Penta (320 hp)
5.7 GXi DP Volvo Penta (320 hp)

Color Choices

Black, Blue, Red, Yellow

Powered by

**VOLVO
PENTA.**



yourself "someday."
 my 23-footer features
 incorporated the best of
 transom (it preserves
 cockpit seating), a large
 storage compartments and
 to thoroughly—and
 in the water.

at an excellent price
 cost a lot more.

- 23' (7.01 m)
- 102" (2.59 m)
- 53" (1.35 m)
- 3875 lbs (1760 kg)
- w/5.7 Gi Volvo Penta
- 37" (.94 m)
- 98" (2.49 m)
- 21°
- 33" (.84 m) w/drive down
- 47 gallons (178 liters)
- Capacity 1650 lbs (748 kg)

4AS
 Foot
 Foot for low profile windshield
 wakeboard tower






Age: bow cover, walk-thru curtain,
 is, stern curtain

ot
 r

- MerCruiser (260 hp)
- Volvo III MerCruiser (260 hp)
- MerCruiser (250 hp)
- I MerCruiser (250 hp)
- n MPI Bravo I MerCruiser (300 hp)
- n MPI Bravo III MerCruiser (300 hp)
- Bravo I MerCruiser (320 hp)
- Bravo III MerCruiser (320 hp)
- o Penta (270 hp)
- Volvo Penta (270 hp)
- Penta (280 hp)
- Volvo Penta (280 hp)
- o Penta (320 hp)
- Volvo Penta (320 hp)

25
 Red, Yellow

VOLVO
PENTA.



GXL 255 Bowrider

Standard Features


AM/FM/CD/Sirius satellite stereo
with 4 chrome speaker covers
Automatic bilge pump
Carry-on cooler
Cockpit courtesy lights
Cockpit table
Dash-mounted stereo remote
Depth sounder
Enclosed head compartment
w/porta-pottie
Hour meter
Integrated extended swim platform
Padded sunlounge with
port & starboard storage
compartments
Rear sundeck power lift
Sculpted snap-in carpet
Ski locker
Ski tow ring
Stainless steel bow & stern eyes
Stainless steel drink holders
Stainless steel passenger
grab handles
Stainless steel rubrail
SuspensionAire wraparound
bucket seats w/flip-up bolsters
Telescopic 3-step boarding
ladders, fore & aft
Tilt steering wheel
Two-tone deck & hull graphics
Unitized fiberglass deck/floor
U-shaped rear seating with
filler cushions
Walk-thru curved windshield
with full side glass
Walk-thru transom boarding gate

Optional Features

Bow filler cushion
Captain's Call (electric)
w/Corsa Quick & Quiet II
Docking lights
High altitude propeller
Upgrade Package: docking lights,
pull-up cleats, transom-
mounted stereo remote &
tilt/trim switch

THE BOAT: Our biggest and most sophisticated bowrider. Lavishly appointed. Flawlessly, fluidly, understatedly elegant from bow to stern. Room for ten, U-seating, plus an enclosed head/changing compartment. Long on standard features. Even longer on spacious comfort.

THE VALUE: Our ultimate bowrider offers everything you could possibly want in an upscale bowrider at a price that other manufacturers either cannot (or will not) match for a comparably-equipped luxury-class boat.



Specifications

Length	25' (7.62 m)
Beam	102" (2.59 m)
Depth	57 1/2" (1.46 m)
Weight	4675 lbs (2120 kg) w/5.7 Gi Volvo Penta
Cockpit Depth	37" (.94 m)
Transom Width	98" (2.49 m)
Transom Deadrise	21°
Draft	34" (.86 m) w/drive down
Fuel Capacity	56 gallons (212 liters)
Maximum Capacity	1800 lbs (816 kg)

Optional Canvas

Bimini top & boot
Bow cover
Canvas Package: bow cover, walk-thru curtain,
side curtains, stern curtain
Cockpit cover
Soft top & boot
Mooring cover

Power Choices




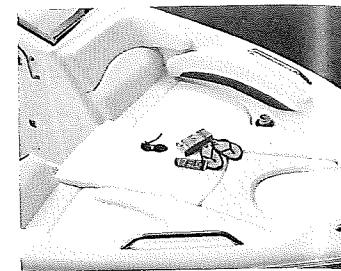
5.7L Alpha MerCruiser (250 hp)
5.7L Bravo III MerCruiser (250 hp)
350 Magnum MPI Bravo I MerCruiser (300 hp)
350 Magnum MPI Bravo III MerCruiser (300 hp)
MX 6.2 MPI Bravo I MerCruiser (320 hp)
MX 6.2 MPI Bravo III MerCruiser (320 hp)
496 Magnum MPI Bravo I MerCruiser (375 hp)
496 Magnum MPI Bravo III MerCruiser (375 hp)
496 Magnum HO Bravo III MerCruiser (425 hp)
5.0 GXi Volvo Penta (270 hp)
5.0 GXi DP Volvo Penta (270 hp)
5.7 Gi Volvo Penta (280 hp)
5.7 Gi DP Volvo Penta (280 hp)
5.7 GXi Volvo Penta (320 hp)
5.7 GXi DP Volvo Penta (320 hp)
5.7 OSXi DP (FWC) Volvo Penta (320 hp)
8.1 Gi DP Volvo Penta (375 hp)

Color Choices

Black, Blue, Red, Yellow

Powered by

**VOLVO
PENTA**



ted bowrider.
 elegant from
 an enclosed
 ard features.





everything you
 a price that
 match for a

.62 m)
 2.59 m)
 (1.46 m)
 lbs (2120 kg)
 .7 Gi Volvo Penta
 94 m)
 2.49 m)

86 m) w/drive down
 llons (212 liters)
 lbs (816 kg)

r, walk-thru curtain,
 in

0 hp)
 250 hp)
 MerCruiser (300 hp)
 1 MerCruiser (300 hp)
 uiser (320 hp)
 ruiser (320 hp)
 MerCruiser (375 hp)
 1 MerCruiser (375 hp)
 MerCruiser (425 hp)
 hp)
 70 hp)
 0 hp)
 hp)
 20 hp)
 Penta (320 hp)
 5 hp)



GLASTRON DECK BOATS.

Any deck boat gives you extra room. Glastron deck boats also give you extra value—starting with the extra thought we've poured into the design of our four models. You'll see it in things like generous walkaround space, multiple boarding gates, extra-tall (four step) boarding ladders and easy-to-clean fiberglass floors with snap-in carpet. Everything just feels right on board these boats—right for your family and



guests and right for you. Bow to stern, our deck boats are loaded with upscale features. You'll appreciate the tilt steering wheel. The Clarion CD player. The Sirius satellite radio. The Sunbrella Bimini top. And more.

To complement all those features and add value to your boating experience, all our deck boats come with a Glastron performance pedigree. And beyond performance, there's valuable versatility. When you're done tubing, skiing or wakeboarding, Glastron deck boats make it easy to go ashore or just drop anchor and hang out.

The closer you look, the more obvious it becomes: feature for feature, our deck boats compare—extremely favorably—to other manufacturers' models that cost thousands more.

DS Series


For families that love to do a little bit of everything—boats that do everything very well. With their single consoles and wide-open floor plans, our DS Series deck boats are the essence of versatility. They're great for skiing or tubing. Perfect for fishing. And ideal for just cutting the engine, dropping a ladder and going for a swim.

We've lavished all kinds of great standard features on the DS 205 and DS 215. At the same time, we've left you with several options to choose from—options that will make your DS fit you, your family and your unique sense of style even better.

DX Series

In a word, "everything." With their twin-console designs and wraparound glass windshields, these superbly-done boats have everything you need to take a slightly-more-sophisticated approach to deck boating. Enjoy a sun-filled day on the water. Then take a starry evening cruise with your family or friends. A Glastron DX lets you do it all in style.

The DX 215 and the DX 235 provide, quite possibly, the perfect setting for entertaining on the water—starting with plenty of room. But this isn't just more space, this is perfectly-designed space that, somehow, just works better. The large head compartments, for example. Or the way everything, from cupholders to boarding gates, seems to be right where you need it to be.



DECK BOATS.

strong
ting
the
things
le
rding
s with
t on
and

DS Series

For families that love to do a little bit of everything—boats that do everything very well. With their single consoles and wide-open floor plans, our DS Series deck boats are the essence of versatility. They're great for skiing or tubing. Perfect for fishing. And ideal for just cutting the engine, dropping a ladder and going for a swim.

boats
atures.
teering
layer.
The

id add
ur deck
nce
ere's
tubing,
boats
anchor

vious
deck
—to
ost

We've lavished all kinds of great standard features on the DS 205 and DS 215. At the same time, we've left you with several options to choose from—options that will make your DS fit you, your family and your unique sense of style even better.

DX Series

In a word, "everything." With their twin-console designs and wraparound glass windshields, these superbly-done boats have everything you need to take a slightly-more-sophisticated approach to deck boating. Enjoy a sun-filled day on the water. Then take a starry evening cruise with your family or friends. A Glastron DX lets you do it all in style.

The DX 215 and the DX 235 provide, quite possibly, the perfect setting for entertaining on the water—starting with plenty of room. But this isn't just more space, this is perfectly-designed space that, somehow, just works better. The large head compartments, for example. Or the way everything, from cupholders to boarding gates, seems to be right where you need it to be.



DS 205 Deck Boat

Standard Features


Aerated livewell
 AM/FM/CD/Sirius satellite radio
 with 2 chrome speaker covers
 Automatic bilge pump
 Carry-on cooler
 Cockpit courtesy lights
 Color-coordinated Sunbrella
 Bimini top with boot
 Depth sounder
 Fishing rod holders
 Hour meter
 Integrated fore & aft
 swim/fishing platforms
 Removable padded sunlounge
 Ski locker
 Ski tow ring
 Skid-resistant fiberglass floor
 Snap-in carpet
 Stainless steel bow & stern eyes
 Stainless steel boarding ladder
 Stainless steel drink holders
 Stainless steel grab handles
 Stainless steel rubrail
 Stowaway fishing seat
 SuspensionAire wraparound
 bucket helm seat with
 flip-up bolster
 Tilt steering wheel
 Transom & dockside boarding
 Trolling motor plug
 Walk-thru transom w/gate
 Wraparound bow seating
 with storage

Optional Features

Bow table with floor mount
 Extended swim platform
 High altitude propeller
 Second fishing seat & pedestal

THE BOAT: A workhorse that runs like a thoroughbred. The creative seating arrangement and spacious walkaround area to accommodate all kinds of activities. The performance and handling to make all those activities just a bit more fun. Ski, tube, wakeboard, fish (front and rear casting platforms are standard). Or, just find a quiet spot and relax.

THE VALUE: The price. This boat offers all the roominess, versatility and fun of deck boating for thousands less than comparable models from other boat builders.



Specifications

Length	20'1" (6.12 m)
Beam	102" (2.59 m)
Depth	50 1/2" (1.28 m)
Weight	2930 lbs (1330 kg) w/4.3 GL Volvo Penta
Cockpit Depth	35" (.89 m)
Transom Width	94" (2.39 m)
Transom Deadrise	17°
Draft	28" (.71 m) w/drive down
Fuel Capacity	50 gallons (189 liters)
Maximum Capacity	1400 lbs (635 kg)

Optional Canvas

Cockpit/bow cover

Power Choices





4.3L MerCruiser (190 hp)
 4.3L MPI MerCruiser (220 hp)
 5.0L MerCruiser (220 hp)
 5.0L MPI MerCruiser (260 hp)
 4.3 GL Volvo Penta (190 hp)
 4.3 GXi Volvo Penta (225 hp)
 5.0 GL Volvo Penta (220 hp)
 5.0 GXi Volvo Penta (270 hp)

Color Choices

Black, Blue, Red, Yellow

Powered by

**VOLVO
PENTA**







. The
ea to
and
tube,
ard).

ness,
than

enta

down
rs)



DS 215 Deck Boat

Standard Features

AM/FM/CD/Sirius satellite radio
with 4 chrome speaker covers
Automatic bilge pump
Carry-on cooler
Cockpit courtesy lights
Color-coordinated Sunbrella
Bimini top with boot
Depth sounder
Head compartment
Hour meter
Integrated fore & aft
swim platforms
Padded sunlounge
Refreshment console with sink
Ski locker
Ski tow ring
Skid-resistant fiberglass floor
Snap-in carpet
Stainless steel bow & stern eyes
Stainless steel boarding ladder
Stainless steel drink holders
Stainless steel grab handles
Stainless steel rubrail
SuspensionAire wraparound
bucket helm seat with
flip-up bolster
Tilt steering wheel
Transom & dockside boarding
Wraparound bow seating
with storage

Optional Features

Bow filler cushions
Compass
Docking lights
Extended swim platform
Fishing Package: livewell with
switch at dash, 2 bow fishing
seats & bow trolling motor plug
High altitude propeller
Porta-pottie
Table w/bow & aft floor mounts

THE BOAT: A remarkably well-designed 21-footer, with plenty of perfectly-planned space (room for twelve). More than a boat—an activity center that's ready for anything. Transom, bow and dockside boarding gates. Fore and aft swim platforms. An optional Fishing Package. This boat has it all, including Glastron performance and handling. Gracious. Beautiful. Functional. Fun.

THE VALUE: Practically everything—and practically priced. A roomy, full-featured deck boat for less than you'd expect. Comparison shop and see for yourself—this is the truly logical option for the discriminating deck boat buyer.



Specifications

Length	20'11" (6.38 m)
Beam	102" (2.59 m)
Depth	57 1/2" (1.46 m)
Weight	3630 lbs (1650 kg) w/5.0 GL Volvo Penta
Cockpit Depth	28 1/2" (.72 m)
Transom Width	96" (2.44 m)
Transom Deadrise	16°
Draft	30" (.76 m) w/draft down
Fuel Capacity	56 gallons (212 liters)
Maximum Capacity	1800 lbs (816 kg)

Optional Canvas

Cockpit/bow cover

Power Choices



4.3L MerCruiser (190 hp)
4.3L MPI MerCruiser (220 hp)
4.3L MPI Bravo III MerCruiser (220 hp)
5.0L MerCruiser (220 hp)
5.0L MPI MerCruiser (260 hp)
5.7L Alpha MerCruiser (250 hp)
5.7L Bravo III MerCruiser (250 hp)
350 Magnum MPI Alpha MerCruiser (300 hp)
4.3 GL Volvo Penta (190 hp)
4.3 GXi Volvo Penta (225 hp)
4.3 GXi DP Volvo Penta (225 hp)
5.0 GL Volvo Penta (220 hp)
5.0 GXi Volvo Penta (270 hp)
5.7 Gi Volvo Penta (280 hp)

Color Choices

Black, Blue, Red, Yellow


Powered by

**VOLVO
PENTA**



21-footer, with plenty
 (velve). More than a
 /thing. Transom, bow
 t swim platforms. An
 all, including Glastron
 tiful. Functional. Fun.

nd practically priced.
 ; than you'd expect.
 is is the truly logical
 yer.



20'11" (6.38 m)
 102" (2.59 m)
 57 1/2" (1.46 m)
 3630 lbs (1650 kg)
 w/5.0 GL Volvo Penta
 28 1/2" (.72 m)
 96" (2.44 m)
 rise 16°
 30" (.76 m) w/draft down
 56 gallons (212 liters)
 capacity 1800 lbs (816 kg)

as
 over

er (190 hp)
 Cruiser (220 hp)
 o III MerCruiser (220 hp)
 er (220 hp)
 Cruiser (260 hp)
 erCruiser (250 hp)
 MerCruiser (250 hp)
 MPI Alpha MerCruiser (300 hp)
 Penta (190 hp)
 Penta (225 hp)
 lvo Penta (225 hp)
 Penta (220 hp)
 Penta (270 hp)
 Penta (280 hp)

ed, Yellow



Shown with optional extended swim platform

LVO
NTA

DX 215 Deck Boat

Standard Features


AM/FM/CD/Sirius satellite radio
with 4 chrome speaker covers
Automatic bilge pump
Bow filler cushions
Carry-on cooler
Cockpit courtesy lights
Color-coordinated Sunbrella
Bimini top with boot
Console storage cabinet
Depth sounder
Docking lights
Enclosed head compartment
Hour meter
Padded sunlounge
Rear bench seat
Ski locker
Ski tow ring
Snap-in carpet
Stainless steel bow & stern eyes
Stainless steel drink holders
Stainless steel grab handles
Stainless steel rubrail
Stainless steel telescopic 3-step
boarding ladders, fore & aft
Suspension Aire wraparound
bucket seats w/flip-up bolster
Tilt steering wheel
Transom & dockside boarding
Walk-thru curved windshield
Walk-thru transom
Wraparound bow seating
with concealed storage

Optional Features

Bow table
Extended swim platform
High altitude propeller
Pull-up cleats
Porta-pottie

THE BOAT: The space and versatility of a deck boat, plus the closed-cockpit feel of a runabout (thanks to a full wraparound windshield). World-class Glastron performance for skiing, tubing and wakeboarding. Room to entertain, socialize and enjoy friends. Richly appointed and casually graceful. A great family boat.

THE VALUE: A surprisingly-affordable upscale deck boat. Rich in standard features, with a long list of options to help you make your boat reflect your own unique sense of style.



Specifications

Length	20'11" (6.38 m)
Beam	102" (2.59 m)
Depth	57 1/2" (1.46 m)
Weight	3930 lbs (1783 kg)
	w/5.0 GXi Volvo Penta
Cockpit Depth	28 1/2" (.72 m)
Transom Width	98" (2.49 m)
Transom Deadrise	16°
Draft	30" (.76 m) w/drive down
Fuel Capacity	56 gallons (212 liters)
Maximum Capacity	1600 lbs (726 kg)

Optional Canvas

Canvas Package for Bimini top:
side curtains, aft curtain & clear connector
Bow cover
Cockpit cover

Power Choices



5.0L MerCruiser (220 hp)
5.0L MPI MerCruiser (260 hp)
5.7L Alpha MerCruiser (250 hp)
5.7L Bravo III MerCruiser (250 hp)
350 Magnum MPI Alpha MerCruiser (300 hp)
350 Magnum MPI Bravo III MerCruiser (300 hp)
5.0 GL Volvo Penta (220 hp)
5.0 GXi Volvo Penta (270 hp)
5.7 Gi Volvo Penta (280 hp)
5.7 Gi DP Volvo Penta (280 hp)

Color Choices

Black, Blue, Red, Yellow

Powered by

**VOLVO
PENTA.**



ty of a deck boat, plus the
anks to a full wraparound
ormance for skiing, tubing
socialize and enjoy friends.
l. A great family boat.

er-dable upscale deck boat.
list of options to help you
ue sense of style.

Dimensions

Length 20'11" (6.38 m)
Beam 102" (2.59 m)
Height 57 1/2" (1.46 m)
Weight 3930 lbs (1783 kg)
w/5.0 GXi Volvo Penta
Seat Depth 28 1/2" (.72 m)
Seat Width 98" (2.49 m)
Seat Deadrise 16°
30" (.76 m) w/drive down
Capacity 56 gallons (212 liters)
Maximum Capacity 1600 lbs (726 kg)

Optional Canvas

Canvas Package for Bimini top:
Side curtains, aft curtain & clear connector
cover
Bimini cover

Engine Choices



- MerCruiser (220 hp)
- MPI MerCruiser (260 hp)
- Alpha MerCruiser (250 hp)
- Bravo III MerCruiser (250 hp)
- Magnum MPI Alpha MerCruiser (300 hp)
- Magnum MPI Bravo III MerCruiser (300 hp)
- GL Volvo Penta (220 hp)
- GXi Volvo Penta (270 hp)
- Gi Volvo Penta (280 hp)
- Gi DP Volvo Penta (280 hp)

Color Choices

Black, Blue, Red, Yellow

Powered by

**VOLVO
PENTA.**



DX 235 Deck Boat

Standard Features


AM/FM/CD/Sirius satellite stereo
with 4 chrome speaker covers
Automatic bilge pump
Bow anchor locker
Bow swim platform
w/concealed ladder
Carry-on cooler
Cockpit/bow table
Color-coordinated Sunbrella
Bimini top with boot
Depth sounder
Enclosed head compartment
w/Alpha stone countertop
Hour meter
Ski locker
Skid-resistant fiberglass floor
Snap-in carpet
Stainless steel bow & stern eyes
Stainless steel drink holders
Stainless steel grab handles
Stainless steel rubrail
Stainless steel thru-hull fittings
Stern extended platform with
concealed ladder
Suspension Aire wraparound
bucket helm seat with
flip-up bolster
Tilt steering wheel
Transom & dockside boarding
Transom jump seat
Wraparound bow seating
w/storage

Optional Features

Bow filler cushions
Compass
Docking lights
Freshwater transom shower
High altitude propeller
Portable head with pump-out
Porta-pottie
Pull-up cleats

THE BOAT: A lifestyle unto itself. Everything about our top-of-the-line deck boat is there to help you enjoy richer, more rewarding and more satisfying boating experiences for your family, your friends—and for yourself. Spacious. Welcoming. Strikingly beautiful. Versatile. Surprising performance complements this richly-appointed package.

THE VALUE: Our ultimate deck boat experience. Rich with standard features and options. You could pay more—much more for some other brands—and not get more. From preliminary design to the last little detail, this is a thoroughly-rewarding, totally-satisfying deck boat.



Specifications

Length	22'6" (6.86 m)
Beam	102" (2.59 m)
Depth	60" (1.52 m)
Weight	4000 lbs (1814 kg) w/5.7 Gi Volvo Penta
Cockpit Depth	31" (.79 m)
Transom Width	94" (2.39 m)
Transom Deadrise	15°
Draft	32" (.81 m) w/drive down
Fuel Capacity	73 gallons (276 liters)
Maximum Capacity	1950 lbs (885 kg)

Optional Canvas

Bow/cockpit cover

Power Choices

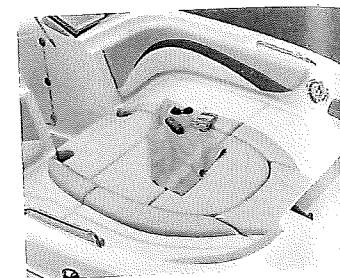
5.0L MerCruiser (220 hp)
5.0L MPI MerCruiser (260 hp)
5.7L Alpha MerCruiser (250 hp)
5.7L Bravo III MerCruiser (250 hp)
350 Magnum MPI Alpha MerCruiser (300 hp)
350 Magnum MPI Bravo I MerCruiser (300 hp)
350 Magnum MPI Bravo III MerCruiser (300 hp)
5.0 GL Volvo Penta (220 hp)
5.0 GXi Volvo Penta (270 hp)
5.7 Gi Volvo Penta (280 hp)
5.7 Gi DP Volvo Penta (280 hp)
5.7 GXi DP Volvo Penta (320 hp)

Color Choices

Black, Blue, Red, Yellow


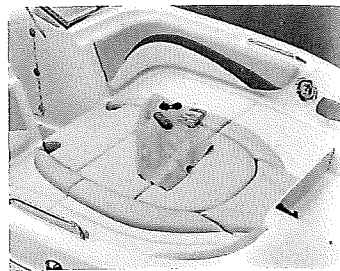
Powered by

**VOLVO
PENTA**



Everything about our help you enjoy richer, boating experiences for f. Spacious. Welcoming. Performance complements

it experience. Rich with I pay more—much more nore. From preliminary thoroughly-rewarding,



25 22'6" (6.86 m)
102" (2.59 m)
60" (1.52 m)
4000 lbs (1814 kg)
w/5.7 Gi Volvo Penta
31" (.79 m)
94" (2.39 m)
15°
32" (.81 m) w/drive down
73 gallons (276 liters)
1950 lbs (885 kg)

invas
t cover
ces
uizer (220 hp)
erCruiser (260 hp)
MerCruiser (250 hp)
III MerCruiser (250 hp)
im MPI Alpha MerCruiser (300 hp)
im MPI Bravo I MerCruiser (300 hp)
im MPI Bravo III MerCruiser (300 hp)
o Penta (220 hp)
vo Penta (270 hp)
o Penta (280 hp)
olvo Penta (280 hp)
Volvo Penta (320 hp)

es
Red, Yellow

DLVO
INTA



GLASTRON SKI & FISH.

Is it a coincidence that "value" and "versatility" both begin with "v"? Not where Glastron Ski & Fish models are concerned. No other boats in our line are designed to multitask quite like these.

First and foremost, they're runabouts in the great tradition of Glastron—quick to get up on plane with tight, precise handling that puts a smile on the face of any experienced boater.

And when it's time to go fishing, they're ready. Changeover is quick and easy—with plenty of on-board storage so nothing gets left behind.



There's also VEC® fiberglass fabrication technology and unitized construction. That means every Glastron Ski & Fish is designed and built to provide a quiet ride, as well as a striking, seamless look. VEC technology also means years of dependable service and the best warranty in the business.

Put it all together and one thing becomes very clear. These Glastron Ski & Fish models aren't simply versatile family boats. They're the best all-around value in the category.

GT Ski & Fish

Perfect style. Perfect value. Our GT Ski & Fish models make perfect sense for families who like to make the most of their time on the water.

If you want to go skiing, tubing or wakeboarding, standard features like a large padded sunlounge and extended swim platform make your GT a perfect bowrider. If the fish are biting, you've got two casting platforms, swivel fishing chairs, an aerated livewell—and more. And once you've switched over from ski mode to fishing mode (or vice versa), extra components are neatly stored away.

GT Ski & Fish value and versatility make it the perfect trailer boat—and the perfect "up at the cabin" boat, too.

GXL Ski & Fish

The boats with the perfectly-split personalities. The GXL Ski & Fish models are luxury bowriders—all elegance and upscale fun—until it's time to get out there and go after the big ones.

Let's talk luxury bowrider first. Every GXL features deep, roomy passenger areas, rich sculpted upholstery, a handsome helm (with a distinctive mix of woodgrain and chrome) and SuspensionAire™ bucket seats with flip-up bolsters—all standard equipment.

But when it's time to go fishing, they change over quickly and easily and a whole other world of standard features comes into play. These boats love to do everything you love to do—and they do it with a distinctive, upscale flair.



SKI & FISH.

utility"
on
ther
ask

in the
up on
outs a
ater.
y're
with
gets

glass
nd
it
& Fish

provide
less
f
inty

comes
models
ey're
ory.

GT Ski & Fish

Perfect style. Perfect value. Our GT Ski & Fish models make perfect sense for families who like to make the most of their time on the water.

If you want to go skiing, tubing or wakeboarding, standard features like a large padded sunlounge and extended swim platform make your GT a perfect bowrider. If the fish are biting, you've got two casting platforms, swivel fishing chairs, an aerated livewell—and more. And once you've switched over from ski mode to fishing mode (or vice versa), extra components are neatly stored away.


GT Ski & Fish value and versatility make it the perfect trailer boat—and the perfect "up at the cabin" boat, too.

GXL Ski & Fish

The boats with the perfectly-split personalities. The GXL Ski & Fish models are luxury bowriders—all elegance and upscale fun—until it's time to get out there and go after the big ones.

Let's talk luxury bowrider first. Every GXL features deep, roomy passenger areas, rich sculpted upholstery, a handsome helm (with a distinctive mix of woodgrain and chrome) and SuspensionAire™ bucket seats with flip-up bolsters—all standard equipment.

But when it's time to go fishing, they change over quickly and easily and a whole other world of standard features comes into play. These boats love to do everything you love to do—and they do it with a distinctive, upscale flair.



GT 185 SF

Ski & Fish

Standard Features


Adjustable deluxe bucket seats
Aerated livewell
AM/FM/CD stereo w/2 speakers
Automatic bilge pump
Bow instrument panel with voltmeter, 12/24V trolling motor receptacle, livewell/trim/battery selector switches
Bow seats w/concealed storage
Built-in tackle box trays
Extended swim platform with 3-step ladder
Fishing rod holders
Front & rear convertible casting decks
Glove box
Integrated bow steps w/removable cushion
Rear bench seat
Removable padded sunlounge
Ski locker
Ski tow ring
Stainless steel boarding ladder
Stainless steel bow & stern eyes
Swivel fishing seats for casting decks (2)
Trolling motor mount
Two-tone deck & hull graphics
Unitized fiberglass deck/floor
Walk-thru curved windshield
VEC® technology

Optional Features

Convenience Package:
hour meter & depth sounder
Fishing Package:
trolling motor & fish finder
Flip-up bucket seat (1 or 2)
Full side glass windshield
High altitude propeller
Low profile black windshield
Sirius satellite radio
Snap-in carpet
Tilt steering wheel
XL Package: fishing package, convenience package, snap-in carpet, tilt steering wheel, stainless steel rubrail, chrome speaker covers & stainless steel drink holders

THE BOAT: A quick, nimble, GT Series bowrider that likes to stalk fish too. Loaded with all the storage space and standard features to let you and your family enjoy all your favorite on-the-water activities. Changeover is quick and easy and there's designed-in storage that puts everything in its place. It doesn't get any better than this.

THE VALUE: Worlds of versatility at a fantastic price. VEC® technology plus unitized construction means we can equip this model for a variety of activities, back it with a transferable lifetime limited warranty on structural components and still fit the whole package into your family budget.



Specifications

Length	18'5" (5.61 m)
Beam	88" (2.24 m)
Depth	44" (1.12 m)
Weight	2335 lbs (1059 kg) w/3.0 GL Volvo Penta
Cockpit Depth	28 1/2" (.73 m)
Transom Width	86" (2.18 m)
Transom Deadrise	21°
Draft	31" (.79 m) w/drive down
Fuel Capacity	23 gallons (87 liters)
Maximum Capacity	1150 lbs (522 kg)

Optional Canvas

Bimini top & boot
Bimini top & boot for low profile windshield
Bow cover
Canvas Package: bow cover, walk-thru curtain, side curtains, stern curtain
Cockpit cover
Soft top & boot
Mooring cover

Power Choices





3.0L MerCruiser (135 hp)
4.3L MerCruiser (190 hp)
3.0 GL Volvo Penta (135 hp)
4.3 GL Volvo Penta (190 hp)

Color Choices

Black, Blue, Red, Yellow

Powered by

**VOLVO
PENTA.**



Shown with optional Fishing Package

le, GT Series bowrider that likes to
 l the storage space and standard
 r family enjoy all your favorite
 ever is quick and easy and there's
 everything in its place. It doesn't

ersatility at a fantastic price. VEC®
 struction means we can equip this
 ; back it with a transferable lifetime
 components and still fit the whole
 get.

Specifications

Length	18'5" (5.61 m)
Beam	88" (2.24 m)
Depth	44" (1.12 m)
Weight	2335 lbs (1059 kg) w/3.0 GL Volvo Penta
Cockpit Depth	28 1/2" (.73 m)
Transom Width	86" (2.18 m)
Transom Deadrise	21°
Draft	31" (.79 m) w/drive down
Fuel Capacity	23 gallons (87 liters)
Maximum Capacity	1150 lbs (522 kg)

Optional Canvas

- Bimini top & boot
- Bimini top & boot for low profile windshield
- Bow cover
- Canvas Package: bow cover, walk-thru curtain, side curtains, stern curtain
- Cockpit cover
- Soft top & boot
- Mooring cover

Power Choices




- 3.0L MerCruiser (135 hp)
- 4.3L MerCruiser (190 hp)
- 3.0 GL Volvo Penta (135 hp)
- 4.3 GL Volvo Penta (190 hp)

Color Choices

- Black, Blue, Red, Yellow

Powered by

**VOLVO
PENTA.**



Shown with optional Fishing Package

GT 205 SF


Ski & Fish

Standard Features

Adjustable deluxe bucket seats
Aerated livewell
AM/FM/CD stereo w/2 speakers
Automatic bilge pump
Bow instrument panel with voltmeter, 12/24V trolling motor receptacle, livewell/trim/battery selector switches
Bow seating w/concealed storage
Built-in tackle box trays
Extended swim platform with 3-step ladder
Fishing rod holders
Front & rear convertible casting decks
Glove box
Rear bench seat
Removable padded sunlounge
Ski locker
Ski tow ring
Stainless steel boarding ladder
Stainless steel bow & stern eyes
Swivel fishing seats for casting decks (2)
Trolling motor mount
Two-tone deck & hull graphics
Unitized fiberglass deck/floor
Walk-thru curved windshield
VEC® technology

Optional Features

Convenience Package:
hour meter & depth sounder
Fishing Package:
trolling motor & fish finder
Flip-up bucket seat (1 or 2)
Full side glass windshield
High altitude propeller
Low profile black windshield
Sirius satellite radio
Snap-in carpet
Tilt steering wheel
XL Package: fishing package, convenience package, snap-in carpet, tilt steering wheel, stainless steel rubrail, chrome speaker covers & stainless steel drink holders



THE BOAT: More room. More standard features. More versatility. In minutes, this great 20-foot ski boat converts to a great 20-foot fishing boat. Storage everywhere (right down to built-in fishing tackle trays). It's as if you walked into your Glastron dealer and said, "Give me one with the works."

THE VALUE: Room to relax becomes room to work fish. The best of both worlds on a longer, wider hull at an affordable price. Unitized two-piece construction, VEC® technology with all the accompanying benefits, including a transferable lifetime limited warranty on all structural components.

Specifications

Length	20'8" (6.30 m)
Beam	92" (2.33 m)
Depth	43" (1.09 m)
Weight	2780 lbs (1260 kg) w/4.3 GL Volvo Penta
Cockpit Depth	29" (.74 m)
Transom Width	NA
Transom Deadrise	21°
Draft	31 1/2" (.80 m) w/drive down
Fuel Capacity	35 gallons (132 liters)
Maximum Capacity	1275 lbs (578 kg)

Optional Canvas

Bimini top & boot
Bimini top & boot for low profile windshield
Bow cover
Canvas Package: bow cover, walk-thru curtain, side curtains, stern curtain
Cockpit cover
Soft top & boot
Mooring cover

Power Choices

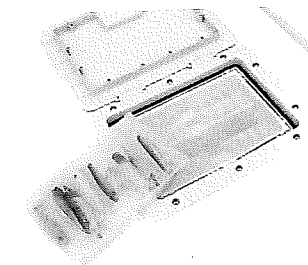

3.0L MerCruiser (135 hp)
4.3L MerCruiser (190 hp)
4.3L MPI MerCruiser (220 hp)
5.0L MerCruiser (220 hp)
5.0L MPI MerCruiser (260 hp)
3.0 GL Volvo Penta (135 hp)
4.3 GL Volvo Penta (190 hp)
4.3 GXi Volvo Penta (225 hp)
5.0 GL Volvo Penta (220 hp)
5.0 GXi Volvo Penta (270 hp)

Color Choices

Black, Blue, Red, Yellow

Powered by

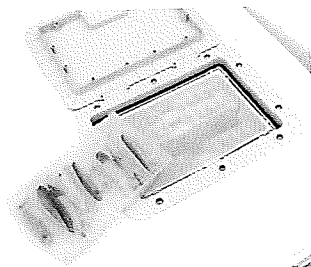

**VOLVO
PENTA.**



Shown with optional Fishing Package

standard features. More
 ot ski boat converts to a
 everywhere (right down to a
 f you walked into your
 : with the works."

es room to work fish. The
 null at an affordable price.
 echnology with all the
 ansferable lifetime limited



- Dimensions**
- Length 20'8" (6.30 m)
 - Beam 9'2" (2.83 m)
 - Height 43" (1.09 m)
 - Weight 2780 lbs (1260 kg)
 - Engine w/4.3 GL Volvo Penta
 - Depth 29" (.74 m)
 - Width NA
 - Deadrise 21°
 - Capacity 31 1/2" (.80 m) w/drive down
 - Storage Capacity 35 gallons (132 liters)
 - Max Capacity 1275 lbs (578 kg)

- Options**
- Canvas
 - Top & boot
 - Top & boot for low profile windshield
 - Interior
 - Package: bow cover, walk-thru curtain, curtains, stern curtain cover
 - Storage & boot
 - Storage cover

- Engine Choices**
- MerCruiser (135 hp)
 - MerCruiser (190 hp)
 - MerCruiser (220 hp)
 - MerCruiser (220 hp)
 - MerCruiser (260 hp)
 - Volvo Penta (135 hp)
 - Volvo Penta (190 hp)
 - Volvo Penta (225 hp)
 - Volvo Penta (220 hp)
 - Volvo Penta (270 hp)

- Color Choices**
- Blue, Red, Yellow

Powered by
VOLVO PENTA.



Shown with optional Fishing Package

GXL 180/185 SF
Ski & Fish

Standard Features

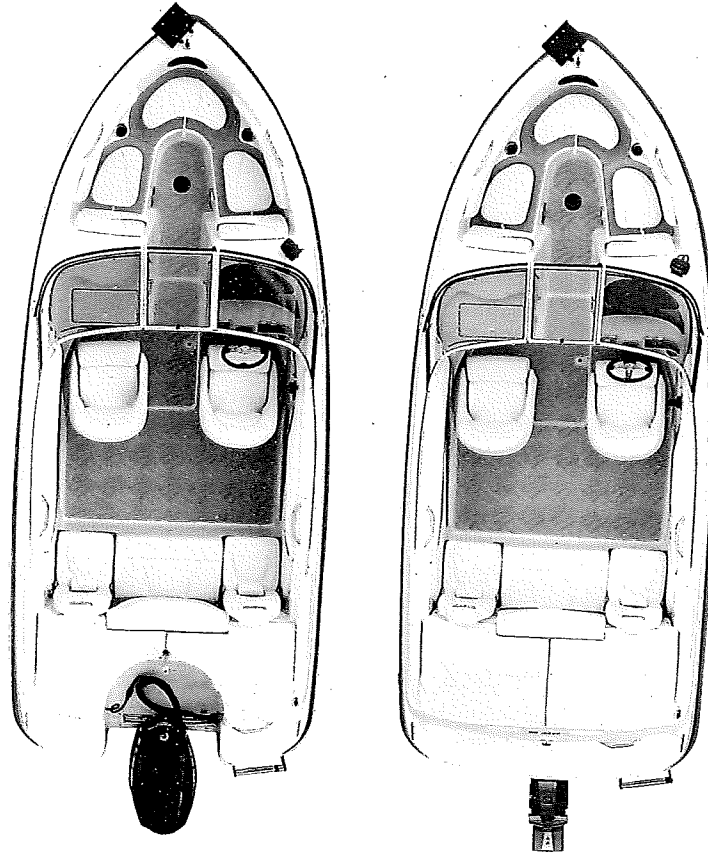
- Aerated livewell
- AM/FM/CD stereo with 4 chrome speaker covers
- Bow instrument panel with voltmeter, 12/24V trolling motor receptacle, livewell/trim/battery selector switches
- Bilge pump (automatic on GXL 185 SF)
- Built-in tackle box trays
- Carry-on cooler
- Cockpit courtesy lights
- Dual cable steering (GXL 180 SF)
- Fishing rod holders
- Glove box
- Integrated swim platform
- Rear bench seat
- Removable padded sunlounge
- Ski locker
- Ski tow ring (GXL 185 SF)
- Snap-in carpet
- Stainless steel drink holders
- Stainless steel grab handles
- Stainless steel rubrail
- SuspensionAire wraparound bucket seats w/flip-up bolster
- Swivel fishing seats for casting platforms (2)
- Telescopic 3-step boarding ladder
- Tilt steering wheel
- Trolling motor mount
- Unitized fiberglass deck/floor
- VEC® technology

Optional Features

- Convenience Package, GXL 180 SF: hour meter & depth sounder, automatic bilge pump
- Convenience Package, GXL 185 SF: hour meter & depth sounder
- Dash-mounted stereo remote
- Extended swim platform (GXL 185 SF only)
- Fishing Package: trolling motor & fish finder
- Full side glass windshield
- High altitude propeller (GXL 185 SF only)
- Sirius satellite radio
- Ski tow pylon (GXL 180 SF only)

THE BOAT: Beautiful bowriders that love to get busy and work, these two models give you Glastron bowrider performance and handling, real fishing boat functionality and the luxury features and amenities of our GXL Series. Aren't boats this beautiful supposed to compromise somewhere? Not these.

THE VALUE: Upscale, multi-function design. VEC® technology. Transferable lifetime limited warranty on structural components. You simply won't find a luxury-styled 18-foot ski and fish boat that's better equipped to do it all.



GXL 180 Power Choices

- Evinrude 115 DSLSD
- Evinrude 150 DSLSD
- Mercury 90 ELPT EFI FourStroke
- Mercury 115 ELPT Optimax
- Mercury 115 ELPT EFI FourStroke
- Mercury 135 L Optimax
- Mercury 150 L Optimax


- Yamaha 115 TLR
- Yamaha F 115 TLR
- Yamaha 150 TLR
- Yamaha F 150 TLR

GXL 185 Power Choices

- 3.0L MerCruiser (135 hp)
- 4.3L MerCruiser (190 hp)
- 4.3L MPI MerCruiser (220 hp)
- 3.0 GL Volvo Penta (135 hp)
- 4.3 GL Volvo Penta (190 hp)
- 4.3 GXi Volvo Penta (225 hp)

Color Choices

- Black, Blue Metallic, Red Metallic, Yellow




Specifications

	GXL 180 SF	GXL 185 SF
Length	18' (5.49 m)	18' (5.49 m)
Beam	91" (2.31 m)	91" (2.31 m)
Depth	43" (1.09 m)	43" (1.09 m)
Weight	1720 lbs (780 kg)	2740 lbs (1243 kg)
Cockpit Depth	29 1/2" (.75 m)	w/4.3 GL Volvo Penta
Transom Width	86" (2.18 m)	29 1/2" (.75 m)
Transom Deadrise	21°	86" (2.18 m)
Draft	29" (.74 m)	21°
	w/drive down	31" (.79 m)
Fuel Capacity	29 gallons (110 liters)	w/drive down
Maximum Capacity	1225 lbs (556 kg)	29 gallons (110 liters)
		1200 lbs (544 kg)

Optional Canvas

- Bimini top & boot
- Bow cover
- Canvas Package: bow cover, walk-thru curtain, side curtains, stern curtain
- Cockpit cover
- Soft top & boot
- Mooring cover
- Mooring cover w/extended swim platform (GXL 185 SF)




Powered by

VOLVO PENTA

Shown with optional Fishing Package



easy and
powerful
and
boats
these.

VEC®
on
-styled
all.



Options	GXL 180 SF	GXL 185 SF
Length	18' (5.49 m)	18' (5.49 m)
Beam	91" (2.31 m)	91" (2.31 m)
Height	43" (1.09 m)	43" (1.09 m)
Weight	1720 lbs (780 kg) w/o engine	2740 lbs (1243 kg) w/4.3 GL Volvo Penta
Depth	29 1/2" (.75 m)	29 1/2" (.75 m)
Beam Width	86" (2.18 m)	86" (2.18 m)
Beam Deadrise	21°	21°
Beam w/drive down	29" (.74 m)	31" (.79 m)
Capacity	29 gallons (110 liters)	29 gallons (110 liters)
Max Capacity	1225 lbs (556 kg)	1200 lbs (544 kg)

Canvas
top & boot
cover
Package:
cover, walk-
around, side
panels, stern
cover
& boot
cover
cover
ended swim
platform
(185 SF)



Options
135 hp
190 hp
Diesel (220 hp)
Twin (135 hp)
Twin (190 hp)
Twin (225 hp)

Powered by
VOLVO PENTA

Colors: Red Metallic, Yellow



Shown with optional Fishing Package

GXL 205 SF

Ski & Fish

Standard Features

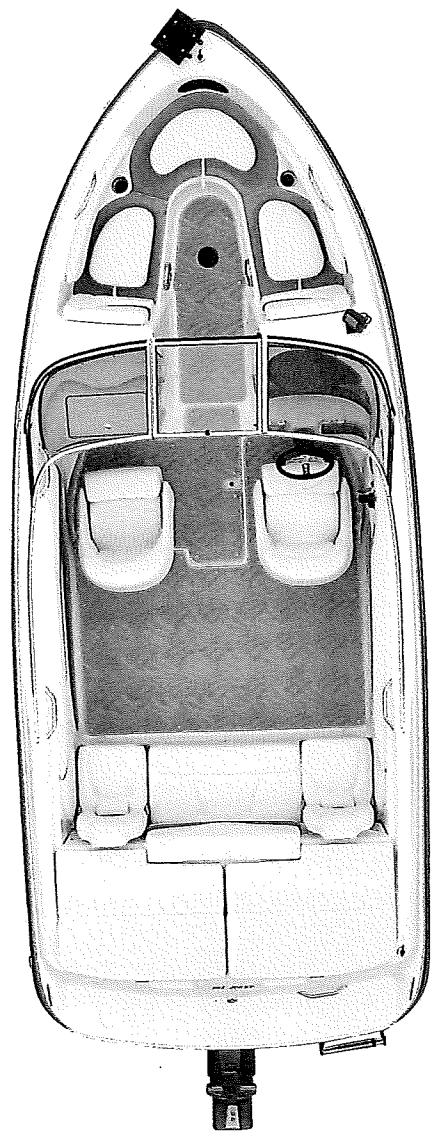
Aerated livewell
 AM/FM/CD stereo with
 4 chrome speaker covers
 Automatic bilge pump
 Bow instrument panel with
 voltmeter, 12/4V trolling motor
 receptacle, livewell/trim/battery
 selector switches
 Built-in tackle box trays
 Carry-on cooler
 Cockpit courtesy lights
 Fishing rod holders
 Front & rear convertible
 casting decks
 Glove box
 Integrated swim platform
 Rear bench seat
 Removable padded sunlounge
 Ski locker
 Ski tow ring
 Snap-in carpet
 Stainless steel bow & stern eyes
 Stainless steel drink holders
 Stainless steel grab handles
 Stainless steel rubrail
 SuspensionAire wraparound bucket
 seats with flip-up bolsters
 Swivel fishing seats for casting
 platforms (2)
 Telescopic 3-step boarding ladder
 Tilt steering wheel
 Trolling motor mount
 Unitized fiberglass deck/floor
 VEC® technology

Optional Features

Convenience Package:
 hour meter & depth sounder
 Extended swim platform
 Fishing Package:
 trolling motor & fish finder
 Full side glass windshield
 High altitude propeller
 Sirius satellite radio
 Stereo remote for dash

THE BOAT: A meticulously-thought-out, luxury bowrider. A full-featured fishing boat. Gracefully good looking, with the best in Glastron performance and handling characteristics and everything you need to get out there and fish in real style. Easy changeover, storage for every component and an extra level of comfort and attention to detail that makes it 100% Glastron GXL.

THE VALUE: Luxurious versatility. Versatile luxury. In designing and building this boat, we worked hard to give you, your family and your friends everything you need to thoroughly enjoy every day (and every activity) on the water.



Specifications

Length	19'11" (6.07 m)
Beam	96" (2.44 m)
Depth	45 3/4" (1.16 m)
Weight	3075 lbs (1395 kg)
Cockpit Depth	32" (.81 m)
Transom Width	92" (2.34 m)
Transom Deadrise	21°
Draft	31 1/2" (.80 m) w/drive down
Fuel Capacity	35 gallons (132 liters)
Maximum Capacity	1475 lbs (669 kg)

Optional Canvas

Bimini top & boot
 Bow cover
 Canvas Package: bow cover, walk-thru curtain,
 side curtains, stern curtain
 Cockpit cover
 Soft top & boot
 Mooring cover
 Mooring cover w/extended swim platform

Power Choices



4.3L MerCruiser (190 hp)
 4.3L MPI MerCruiser (220 hp)
 4.3L MPI Bravo III MerCruiser (220 hp)
 5.0L MerCruiser (220 hp)
 5.0L MPI MerCruiser (260 hp)
 5.7L Alpha MerCruiser (250 hp)
 5.7L Bravo III MerCruiser (250 hp)
 350 Magnum MPI Alpha MerCruiser (300 hp)
 350 Magnum MPI Bravo I MerCruiser (300 hp)
 4.3 GL Volvo Penta (190 hp)
 4.3 GXi Volvo Penta (225 hp)
 4.3 GXi DP Volvo Penta (225 hp)
 5.0 GL Volvo Penta (220 hp)
 5.0 GXi Volvo Penta (270 hp)
 5.7 Gi Volvo Penta (280 hp)

Color Choices




Black, Blue Metallic, Red Metallic, Yellow

Powered by

**VOLVO
 PENTA.**



Shown with optional Fishing Package



Shown with optional Fishing Package

GLASTRON CRUISERS.

Everything you would want in a cuddy cabin or twin cabin cruiser at a price that's often more affordable than competitive models. That's the beauty—and value—you'll find in every Glastron cruiser.

Each of these boats is the beneficiary of more than 50 years of ongoing improvement in design, technology and manufacturing processes. Each has Glastron's performance and handling pedigree, too. Take the helm and see for yourself. These boats are quick to plane and tight in turns—with surprising top-end speed, too.



True to Glastron values, our cruisers trailer extremely well.

And on the water, you'll appreciate their excellent fuel economy.

Then there are the details—all the wonderful little elements that, one at a time and in combination, work to enhance and complete your boating experience. Space efficient and tasteful, these boats showcase our designers at their best.

There's more—so much more—in every model in our cruiser lineup. All at prices that define value across the category. Let these boats define value for you.

GT Cruisers

At 20 and 24 feet respectively, our GT 209 cuddy cabin and GT 249 twin cabin models combine Glastron performance with all kinds of features and amenities to bring real value to the cruiser lifestyle. Here's your chance to enjoy a rich, full day on the water, followed by a relaxing evening—and possibly an overnight—all while staying well within the family budget.

Cozy, well-appointed cabins complement flawlessly designed cockpits. Everything about these boats invites you and your guests to relax and enjoy your time on the water. As for performance and handling, they've got the heart of a true Glastron runabout. They're fuel efficient and easy to trailer, too.

If you're looking to step up to a cuddy or a twin cabin, the GT cruisers are sized and priced to make the step simple, smart and easy—and almost certainly warrant your consideration.

GS Cruisers

Don't just get away. Get away in high style aboard one of our four GS models. Choose the GS 219 cuddy cabin. Or consider a twin cabin Sport Cruiser (GS 259, GS 269 or GS 279). For 2008, we've gone out of our way to bring more upscale detail and appointments to every model in the line.

Below deck, the cabins feel luxuriously roomy, well-appointed, yet wonderfully "shipshape." We've paid special attention to making these boats pleasantly space efficient. Here are all the comforts of home, stylishly packaged to help you enjoy your days (and nights) on the water.

There's sporty styling topside with roomy, functional cockpit designs. Everything you need is right where you need it—without any wasted or compromised space. And for options, we've got an impressive list waiting for you. Rest assured, the GS Sport Cruiser model you specify will be uniquely yours.

J CRUISERS.

ly cabin
often
odels.
find in

iary of
ovement
uring
rmance
ie helm
hese
ne and
prising

alues, our
ely well.
a their

wonderful
and in
d complete
ficient and
designers

in every
prices that
Let these

GT Cruisers

At 20 and 24 feet respectively, our GT 209 cuddy cabin and GT 249 twin cabin models combine Glastron performance with all kinds of features and amenities to bring real value to the cruiser lifestyle. Here's your chance to enjoy a rich, full day on the water, followed by a relaxing evening—and possibly an overnight—all while staying well within the family budget.

Cozy, well-appointed cabins complement flawlessly designed cockpits. Everything about these boats invites you and your guests to relax and enjoy your time on the water. As for performance and handling, they've got the heart of a true Glastron runabout. They're fuel efficient and easy to trailer, too.


If you're looking to step up to a cuddy or a twin cabin, the GT cruisers are sized and priced to make the step simple, smart and easy—and almost certainly warrant your consideration.

GS Cruisers

Don't just get away. Get away in high style aboard one of our four GS models. Choose the GS 219 cuddy cabin. Or consider a twin cabin Sport Cruiser (GS 259, GS 269 or GS 279). For 2008, we've gone out of our way to bring more upscale detail and appointments to every model in the line.

Below deck, the cabins feel luxuriously roomy, well-appointed, yet wonderfully "shipshape." We've paid special attention to making these boats pleasantly space efficient. Here are all the comforts of home, stylishly packaged to help you enjoy your days (and nights) on the water.

There's sporty styling topside with roomy, functional cockpit designs. Everything you need is right where you need it—without any wasted or compromised space. And for options, we've got an impressive list waiting for you. Rest assured, the GS Sport Cruiser model you specify will be uniquely yours.



GT 209 Cuddy Cabin

Standard Features


Adjustable deluxe bucket seats
AM/FM/CD stereo w/2 speakers
Automatic bilge pump
Bow access step
Bow anchor locker
Cabin courtesy lights
Color-coordinated Sunbrella
soft top w/boot
Deck hatch with screen
Floor storage area
Integrated swim platform
Ski tow ring
Stainless steel bow & stern eyes
Stainless steel deck rails
Teak floor
Telescopic 3-step boarding
ladder
Upholstered V-berth
Walk-thru curved full glass
windshield

Optional Features

Convenience Package:
hour meter & depth sounder
Flip-up bucket seat (1 or 2)
Extended swim platform
Galley Package with
standard interior
High altitude propeller
Porta-pottie
Sirius satellite radio
SL Seating: twin SuspensionAire
adjustable bucket seats, aft
bench seat, sunlounge
Tilt steering wheel
XL Package: tilt steering wheel,
convenience package, chrome
speaker covers, stainless steel
drink holders, stainless steel
rubrail, stainless steel grab
handles & flip-up bucket
helm seat

THE BOAT: Classic Glastron runabout performance and a cuddy cabin means fun all day—plus a place to get out of the elements or let the kids take a nap. A well-designed, compact and very trailerable package that works equally well as a day cruiser or a fishing boat.

THE VALUE: Great little cuddy cabin and great little price add up to real value. Here's your chance to stay out longer on the water—and stay within the family budget, too.



Optional SL seating

Specifications

Length	20'2" (6.15 m)
Beam	94 1/4" (2.39 m)
Depth	50" (1.27 m)
Weight	2832 lbs (1285 kg)
	w/5.0 GL Volvo Penta
Cockpit Depth	35" (.89 m)
Transom Width	90" (2.29 m)
Transom Deadrise	21°
Draft	33" (.84 m) w/drive down
Fuel Capacity	45 gallons (170 liters)
Maximum Capacity	1150 lbs (522 kg)

Optional Canvas

Camper Canvas Package: canvas package less stern curtain, plus aft camper top, aft camper side curtains, aft camper stern curtain
Canvas Package: side curtains & stern curtain
Cockpit cover
Mooring cover

Power Choices


4.3L MerCruiser (190 hp)
4.3L MPI MerCruiser (220 hp)
4.3L MPI Bravo III MerCruiser (220 hp)
5.0L MerCruiser (220 hp)
5.0L MPI MerCruiser (260 hp)
4.3 GL Volvo Penta (190 hp)
4.3 GXi Volvo Penta (225 hp)
4.3 GXi DP Volvo Penta (225 hp)
5.0 GL Volvo Penta (220 hp)
5.0 GXi Volvo Penta (270 hp)

Color Choice


Blue Gelcoat with Blue & Yellow Graphics

Powered by

**VOLVO
PENTA**



Shown with optional SL seating and extended swim platform



Shown with standard seating and dealer-installed

about performance and a
 s a place to get out of the
 A well-designed, compact
 works equally well as a day

cabin and great little price
 ance to stay out longer on
 y budget, too.



Shown with optional SL seating
 and extended swim platform

ifications

th 20'2" (6.15 m)
 n 94 1/4" (2.39 m)
 h 50" (1.27 m)
 ht 2832 lbs (1285 kg)
 w/5.0 GL Volvo Penta
 pit Depth 35" (.89 m)
 isom Width 90" (2.29 m)
 isom Deadrise 21°
 t 33" (.84 m) w/drive down
 Capacity 45 gallons (170 liters)
 imum Capacity 1150 lbs (522 kg)



ional Canvas

per Canvas Package: canvas package less
 ern curtain, plus aft camper top, aft camper
 de curtains, aft camper stern curtain
 was Package: side curtains & stern curtain
 kpit cover
 ring cover




er Choices

- L MerCruiser (190 hp)
- L MPI MerCruiser (220 hp)
- L MPI Bravo III MerCruiser (220 hp)
- L MerCruiser (220 hp)
- L MPI MerCruiser (260 hp)
- GL Volvo Penta (190 hp)
- GXi Volvo Penta (225 hp)
- GXi DP Volvo Penta (225 hp)
- GL Volvo Penta (220 hp)
- GXi Volvo Penta (270 hp)


lor Choice

e Gelcoat with Blue & Yellow Graphics



owered by

**VOLVO
 PENTA.**



Shown with standard seating and dealer-installed downriggers

GT 249 Twin Cabin

Standard Features

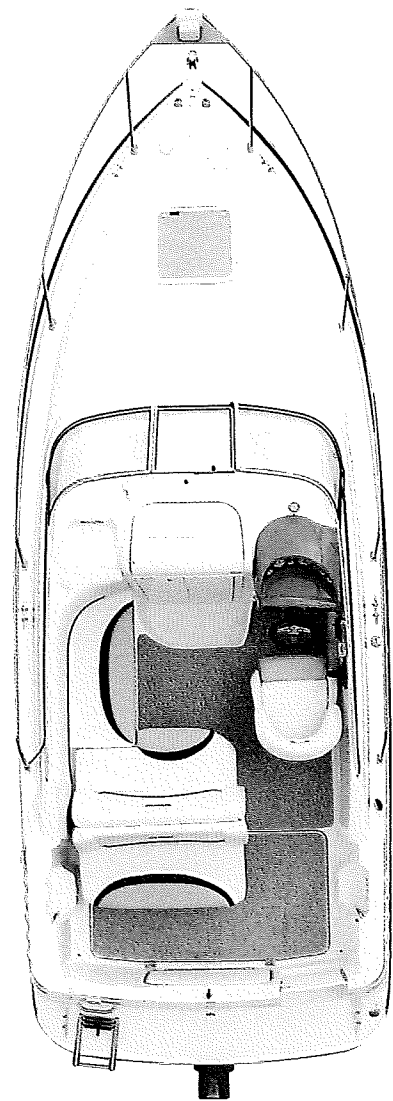
Aft cabin
AM/FM/CD w/4 speakers
Automatic bilge pump
Cabin courtesy lights
Color-coordinated Sunbrella
Bimini top w/boot
Deck hatch w/screen
Dinette/V-berth
Dual battery switch
Head compartment w/fiberglass
shower, sink, porta-pottie
Integrated swim platform with
walk-thru transom gate
L-shaped cockpit seating with
double-wide fold-down
sunlounge
Ski tow ring
Skid-resistant fiberglass floor
Stainless steel deck rails
SuspensionAire adjustable bucket
helm seat with flip-up bolster
Telescopic 3-step boarding ladder
Tilt steering wheel
Vented cabin windows (4)
Water tank (18 gallons)

Optional Features

China head, manual pump-out
China head, electric pump-out
Convenience Package:
hour meter & depth sounder
Dash-mounted stereo remote
Dockside air conditioner/reverse heat
Electric anchor windlass
Galley package: microwave oven,
12/110V refrigerator,
alcohol/electric stove, hot
water heater, 110V dockside
power & battery charger
High altitude propeller
Hydraulic trim tabs
Remote control spot light &
compass package
Sirius satellite radio
Snap-in carpet
Starboard windshield wiper
Transom shower
XL package: stainless steel rubrail,
stainless steel drink holders,
convenience package, snap-in
carpet, chrome speaker covers
& stereo remote for dash

THE BOAT: This roomy, well-thought-out twin cabin features a one-level cockpit with skid-resistant fiberglass floor and a truly passenger-friendly seating arrangement (complete with double-wide fold-out sunlounge). Below deck, you'll find a forward cabin with V-berth and dinette, a full-size aft cabin, a galley, a fiberglass-lined head compartment and much, much more. Lots to enjoy and room to enjoy it, plus Glastron performance and handling.

THE VALUE: More space. More standard features. More of everything. Here is the cruiser lifestyle—perfectly sized, perfectly packaged and delivered at a great price.



Specifications

Length	24' (7.31 m)
Beam	102" (2.59 m)
Depth	80 1/2" (2.04 m)
Weight	4437 lbs (2013 kg) w/5.0 GL Volvo Penta
Cockpit Depth	36" (.91 m)
Transom Width	97" (2.46 m)
Transom Deadrise	20°
Draft	35" (.89 m) w/drive down
Fuel Capacity	56 gallons (212 liters)
Maximum Capacity	1475 lbs (669 kg)

Optional Canvas

Canvas Package for Bimini top: side curtains, aft
curtain, clear connector
Camper Canvas Package: canvas package less
stern curtain, plus aft camper top, aft camper
side curtains, aft camper stern curtain
Cockpit cover

Power Choices


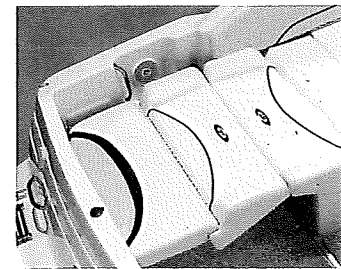


5.0L MerCruiser (220 hp)
5.0L MPI MerCruiser (260 hp)
5.7L MerCruiser (250 hp)
5.7L Bravo III MerCruiser (250 hp)
350 Magnum MPI Bravo I MerCruiser (300 hp)
350 Magnum MPI Bravo III MerCruiser (300 hp)
MX 6.2 MPI Bravo I MerCruiser (320 hp)
MX 6.2 MPI Bravo III MerCruiser (320 hp)
5.0 GL Volvo Penta (220 hp)
5.0 GXi Volvo Penta (270 hp)
5.0 GXi DP Volvo Penta (270 hp)
5.0 OSi DP Volvo Penta (270 hp)
5.7 Gi Volvo Penta (280 hp)
5.7 Gi DP Volvo Penta (280 hp)
5.7 OSi DP Volvo Penta (280 hp)
5.7 GXi Volvo Penta (320 hp)
5.7 GXi DP Volvo Penta (320 hp)
5.7 OSXi DP (FWC) Volvo Penta (320 hp)

Color Choice

Blue Gelcoat with Blue & Yellow Graphics

Powered by

**VOLVO
PENTA.**



ut twin cabin features
glass floor and a truly
omplete with double-
ll find a forward cabin
y, a galley, a fiberglass-
1 more. Lots to enjoy
ance and handling.

ard features. More of
rfectly sized, perfectly



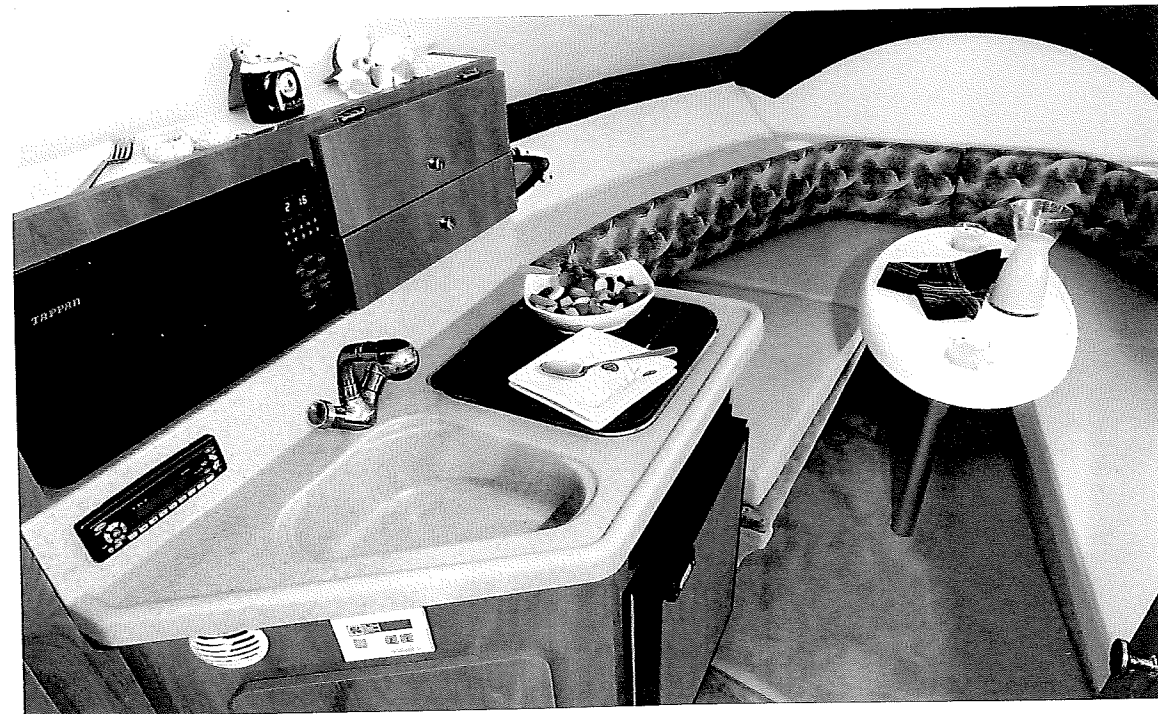



24' (7.31 m)
102" (2.59 m)
80 1/2" (2.04 m)
4437 lbs (2013 kg)
w/5.0 GL Volvo Penta
36" (.91 m)
h 97" (2.46 m)
rise 20°
35" (.89 m) w/drive down
56 gallons (212 liters)
acity 1475 lbs (669 kg)

2005
age for Bimini top: side curtains, aft
ar connector
as Package: canvas package less
in, plus aft camper top, aft camper
is, aft camper stern curtain

5
ser (220 hp)
rCruiser (260 hp)
ser (250 hp)
I MerCruiser (250 hp)
n MPI Bravo I MerCruiser (300 hp)
n MPI Bravo III MerCruiser (300 hp)
Bravo I MerCruiser (320 hp)
Bravo III MerCruiser (320 hp)
Penta (220 hp)
o Penta (270 hp)
Volvo Penta (270 hp)
Volvo Penta (270 hp)
Penta (280 hp)
Volvo Penta (280 hp)
Volvo Penta (280 hp)
o Penta (320 hp)
Volvo Penta (320 hp)
y (FWC) Volvo Penta (320 hp)

2
t with Blue & Yellow Graphics

**VOLVO
PENTA**



GS 219 Cuddy Cabin

Standard Features


AM/FM/CD/Sirius satellite radio
with 4 chrome speaker covers
Automatic bilge pump
Battery switch
Bow anchor locker
Cabin courtesy lights
Carry-on cooler
Color-coordinated Sunbrella
Bimini top w/boot
Dash-mounted stereo remote
Deck hatch with screen
Depth sounder
Fold-down sleeper seat
Hour meter
Integrated swim platform
Padded sunlounge
Porta-pottie
Power plug (12V)
Ski tow ring
Skid-resistant fiberglass floor
Snap-in carpet
Stainless steel bow rails
Stainless steel bow & stern eyes
Stainless steel rubrail
SuspensionAire adjustable bucket
helm seat with flip-up bolster
Telescopic 3-step boarding ladder
Tilt steering wheel
Upholstered V-berth
Walk-thru curved full glass
windshield

Optional Features

Compass
Galley Package: butane stove,
fiberglass sink, water system
High altitude propeller
Remote control spotlight
SL Seating: twin SuspensionAire
adjustable bucket seats, aft
bench seat, sunlounge
w/walk-thru transom gate

THE BOAT: All the fun of a runabout by day—plus all the comforts of a cuddy at night. Feature rich, fully equipped, long on standard features. All the right options. Plenty of performance (great handling, too). What's more, it's ready to stay all night if you are. Check out the surprisingly-roomy and well-appointed cabin with its upholstered V-berth.

THE VALUE: A cuddy that runs like a runabout—with fuel economy to match. Lots of features and a very sensible price make this one well worth your consideration.



Standard seating

Specifications

Length	21'6" (6.55 m)
Beam	102" (2.59 m)
Depth	62" (1.57 m)
Weight	3580 lbs (1624 kg) w/5.0 GXi Volvo Penta
Cockpit Depth	34" (.86 m)
Transom Width	96" (2.44 m)
Transom Deadrise	21°
Draft	36" (.91 m) w/drive down
Fuel Capacity	56 gallons (212 liters)
Maximum Capacity	1150 lbs. (522 kg)

Optional Canvas

Camper Canvas Package: canvas package less
stern curtain, plus aft camper top, aft camper
side curtains, aft camper stern curtain
Canvas Package for Bimini top: side curtains,
stern curtain & clear connector
Cockpit cover
Mooring cover





Power Choices

4.3L MerCruiser (190 hp)
4.3L MPI MerCruiser (220 hp)
5.0L MerCruiser (220 hp)
5.0L MPI MerCruiser (260 hp)
5.7L Alpha MerCruiser (250 hp)
5.7L Bravo III MerCruiser (250 hp)
350 Magnum MPI Alpha MerCruiser (300 hp)
350 Magnum MPI Bravo I MerCruiser (300 hp)
4.3 GL Volvo Penta (190 hp)
4.3 GXi Volvo Penta (225 hp)
5.0 GL Volvo Penta (220 hp)
5.0 GXi Volvo Penta (270 hp)
5.7 Gi Volvo Penta (280 hp)
5.7 Gi DP Volvo Penta (280 hp)

Color Choices

Black, Blue, Sand

Powered by
**VOLVO
PENTA**



Shown with optional SL seating

inabout by day—plus all the
 re rich, fully equipped, long
 otions. Plenty of performance
 it's ready to stay all night if
 -roomy and well-appointed

s like a runabout—with fuel
 is and a very sensible price
 deration.

Dimensions

h 21'6" (6.55 m)
 102" (2.59 m)
 62" (1.57 m)
 3580 lbs (1624 kg)
 w/5.0 GXi Volvo Penta
 it Depth 34" (.86 m)
 m Width 96" (2.44 m)
 m Deadrise 21°
 36" (.91 m) w/drive down
 apacity 56 gallons (212 liters)
 um Capacity 1150 lbs (522 kg)

Optional Canvas

er Canvas Package: canvas package less
 i curtain, plus aft camper top, aft camper
 curtains, aft camper stern curtain
 i Package for Bimini top: side curtains,
 i curtain & clear connector
 i cover
 g cover

Options





erCruiser (190 hp)
 PI MerCruiser (220 hp)
 erCruiser (220 hp)
 PI MerCruiser (260 hp)
 pha MerCruiser (250 hp)
 vo III MerCruiser (250 hp)
 gnum MPI Alpha MerCruiser (300 hp)
 gnum MPI Bravo I MerCruiser (300 hp)
 Volvo Penta (190 hp)
 Volvo Penta (225 hp)
 Volvo Penta (220 hp)
 Volvo Penta (270 hp)
 olvo Penta (280 hp)
 P Volvo Penta (280 hp)

Accessories

ie, Sand

' by

**OLVO
 PENTA**



Shown with optional SL seating


GS 259 Sport Cruiser

Standard Features

Aft cabin
AM/FM/CD/Sirius satellite radio
with 4 chrome speaker covers
Anchor roller
Automatic bilge pump
Cabin courtesy lights
Cabin throw pillows (3)
Carry-on cooler
China head, manual pump-out
Cockpit refreshment center
with sink & ice chest
Color-coordinated Sunbrella
Bimini top & boot
Compass
Deck hatch w/screen
Depth sounder
Dinette/V-berth
Dockside power (110V)
Dual battery switch
Galley w/microwave, refrigerator,
alcohol/electric stove, sink
Head compartment w/fiberglass
shower, sink, porta-pottie
High/low dual helm seat
Hot water system
Hour meter
Hydraulic trim tabs
Integrated swim platform with
walk-thru transom gate
Portside chaise lounge seat
Remote control spotlight
Removable stern bench seat
Ski tow ring
Skid-resistant fiberglass floor
Snap-in carpet
Stainless steel bow & stern eyes
Stainless steel deck rails
Stainless steel rubrail
Telescopic 3-step boarding ladder
Tilt steering wheel
Transom shower
Vented cabin windows (3)
Water tank (18 gallons)

Optional Features

China head, electric pump-out
Dash-mounted stereo remote
Dockside air conditioner/reverse heat
Electric anchor windlass
Flat screen TV w/DVD player
Grey water system
High altitude propeller
Oil drip pan
Radar arch
Starboard windshield wiper
Stern filler cushion & table



THE BOAT: Style and performance blend flawlessly in this tastefully-done twin cabin cruiser. We've incorporated plenty of "just-the-right touches" both topside and below deck. Check out the integrated swim platform (with walk-thru transom gate). The cockpit refreshment center (with sink). The portside chaise lounge seat. They're all standard features. And the GS 259 comes with the kind of performance you'd expect from a true Glastron.

THE VALUE: Impeccable boat, impeccably priced in the great value tradition of Glastron. A "must consider" for anyone in the process of stepping up to a twin cabin cruiser.

Specifications

Length	24'10" (7.57 m)
Beam	102" (2.59 m)
Depth	84" (2.13 m)
Weight	5525 lbs (2506 kg) w/5.7 Gi Volvo Penta
Cockpit Depth	36" (.91 m)
Transom Width	98" (2.49 m)
Transom Deadrise	20°
Draft	36" (.91 m) w/drive down
Fuel Capacity	56 gallons (212 liters)
Maximum Capacity	2240 lbs (1016 kg)

Optional Canvas

Canvas Package for Bimini top: side curtains, aft curtain, clear connector
Camper Canvas Package: canvas package less stern curtain, plus aft camper top, aft camper side curtains, aft camper stern curtain
Cockpit cover

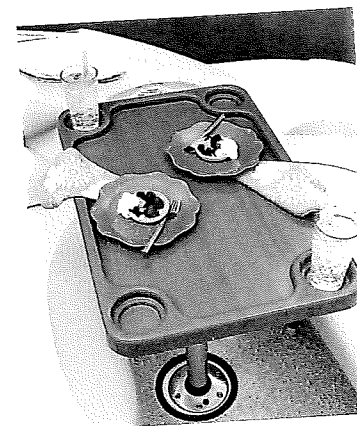



Power Choices

5.0L MerCruiser (220 hp)
5.0L MPI MerCruiser (260 hp)
5.7L Alpha MerCruiser (250 hp)
5.7L Bravo III MerCruiser (250 hp)
350 Magnum MPI Bravo I MerCruiser (300 hp)
350 Magnum MPI Bravo III MerCruiser (300 hp)
MX 6.2 MPI Bravo I MerCruiser (320 hp)
MX 6.2 MPI Bravo III MerCruiser (320 hp)
5.0 GL Volvo Penta (220 hp)
5.0 GL DP Volvo Penta (220 hp)
5.0 GXi Volvo Penta (270 hp)
5.0 GXi DP Volvo Penta (270 hp)
5.0 OSi DP Volvo Penta (270 hp)
5.7 Gi Volvo Penta (280 hp)
5.7 Gi DP Volvo Penta (280 hp)
5.7 OSi DP Volvo Penta (280 hp)
5.7 GXi Volvo Penta (320 hp)
5.7 GXi DP Volvo Penta (320 hp)
5.7 OSXi DP (FWC) Volvo Penta (320 hp)

Color Choices


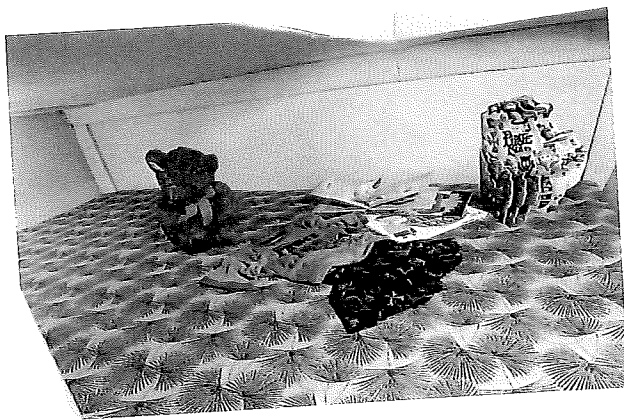
Black, Blue, Sand

Powered by
**VOLVO
PENTA**




GS 259
Sport Cruiser

Below deck, a complete galley with microwave, refrigerator, alcohol/electric stove and sink. A head compartment with fiberglass shower, sink and porta-pottie. An aft cabin. All make optimum, family-friendly use of every inch of space. A richly satisfying, yet understated cruiser experience.



with microwave, refrigerator,
A head compartment with
cottage. An aft cabin. All make
every inch of space. A richly
experience.




GS 269 Sport Cruiser

Standard Features

Aft cabin
AM/FM/CD/Sirius satellite radio
with 4 chrome speaker covers
Anchor roller
Automatic bilge pump
Battery charger
Cabin courtesy lights
Cabin throw pillows (3)
Cockpit refreshment center
with sink & ice box
Color-coordinated Sunbrella
Bimini top w/boot
Compass
Deck hatch with screen
Depth sounder
Dinette/V-berth
Dockside power (110V)
Dual battery switch
Dual helm seat w/flip-up bolster
Galley w/microwave, refrigerator,
alcohol/electric stove & sink
Head compartment w/fiberglass
shower, sink, manual china head
Hot water system
Hour meter
Hydraulic trim tabs
Integrated swim platform
w/walk-thru transom gate
Remote control spotlight
Ski tow ring
Skid-resistant fiberglass floor
Snap-in carpet
Stainless steel bow & stern eyes
Stainless steel deck rail
Stainless steel rubrail
Telescopic 3-step boarding ladder
Tilt steering wheel
Transom shower
U-shaped cockpit seating
Vented cabin windows (4)
Water tank (18 gallons)

Optional Features

China head, electric pump-out
Dash-mounted stereo remote
Dockside air conditioner/reverse heat
Electric anchor windlass
Flat screen TV w/DVD player
Fore deck sun pad
Grey water system
High altitude propeller
Radar arch
Starboard windshield wiper



THE BOAT: European styling and a Glastron pedigree make this twin cabin cruiser the perfect getaway for the day—or for the weekend. A dual helm seat, U-shaped cockpit seating, sink and ice box make the GS 269 perfect for socializing. Take it in a detail at a time, or sit back and appreciate the entire effect. Either way, this is twin cabin cruising at its best.

THE VALUE: What sport cruising was meant to be—and another example of Glastron at its finest. A distinctive, upscale, thoroughly-satisfying, amenity-rich boating experience that happens to be sensibly priced, as well.

Specifications

Length	26'11" (8.20 m)
Beam	102" (2.59 m)
Depth	86" (2.18 m)
Weight	5830 lbs (2654 kg) w/5.7 Gi Volvo Penta
Cockpit Depth	36" (.91 m)
Transom Width	97" (2.46 m)
Transom Deadrise	20°
Draft	40" (1.02 m) w/drive down
Fuel Capacity	72 gallons (273 liters)

Optional Canvas

Canvas Package for Bimini top: side curtains,
aft curtain, clear connector
Cockpit cover

Power Choices


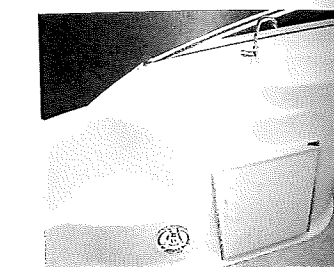


5.7L Bravo III MerCruiser (250 hp)
350 Magnum MPI Bravo I MerCruiser (300 hp)
350 Magnum MPI Bravo III MerCruiser (300 hp)
MX 6.2 MPI Bravo I MerCruiser (320 hp)
MX 6.2 MPI Bravo III MerCruiser (320 hp)
5.0 GXi Volvo Penta (270 hp)
5.0 GXi DP Volvo Penta (270 hp)
5.0 OSi DP Volvo Penta (270 hp)
5.7 Gi Volvo Penta (280 hp)
5.7 Gi DP Volvo Penta (280 hp)
5.7 OSi DP Volvo Penta (280 hp)
5.7 GXi Volvo Penta (320 hp)
5.7 GXi DP Volvo Penta (320 hp)
5.7 OSi DP (FWC) Volvo Penta (320 hp)

Color Choices

Black, Blue, Sand

Powered by

**VOLVO
PENTA**



Shown with optional radar arch

ree make
or for the
sink and
in a detail
ither way,

be—and
, upscale,
nce that

2 m)
m)
1)
654 kg)
Volvo Penta

1)

1) w/drive down
273 liters)



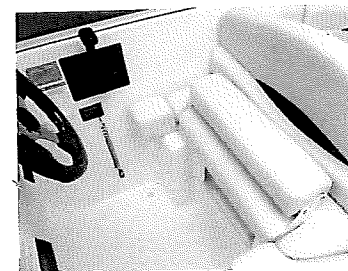

'de curtains,

2)
ruiser (300 hp)
ruiser (300 hp)
320 hp)
(320 hp)

)
)

)



)
(320 hp)






Shown with optional radar arch

GS 269
Sport Cruiser

A full galley with microwave, refrigerator, sink and stove. A head compartment with china head, sink and fiberglass shower. An open, spacious aft cabin. Finish it all off with cherrywood cabinetry and plush leatherette upholstery, and you have a complete—and completely satisfying—cabin experience.



nk and stove. A head
l fiberglass shower.
ff with cherrywood
y, and you have a
experience.



GS 279 Sport Cruiser

Standard Features


Aft cabin
AM/FM/CD/Sirius satellite radio
with 4 chrome speaker covers
Automatic bilge pump
Battery charger
Cabin courtesy lights
Cabin throw pillows (3)
Cockpit refreshment center
with sink & ice box
Color-coordinated Sunbrella
Bimini top w/boot
Compass
Deck hatch with screen
Depth sounder
Dinette/V-berth
Dockside power (110V)
Dual battery switch
Galley w/microwave, refrigerator,
alcohol/electric stove & sink
Head compartment w/fiberglass
shower, sink, manual china head
High/low dual helm seat
Hot water system
Hour meter
Hydraulic trim tabs
Integrated swim platform
w/walk-thru transom gate
Portside chaise lounge seat
Remote control spotlight
Removable stern bench seat
Ski tow ring
Skid-resistant fiberglass floor
Snap-in carpet
Stainless steel bow & stern eyes
Stainless steel deck rails
Stainless steel grab handles
Starboard windshield wiper
Telescopic 3-step boarding ladder
Tilt steering wheel
Transom shower
Vented cabin windows (2)
Water tank (18 gallons)

Optional Features

Additional vented cabin windows (2)
China head, electric pump out
Dash-mounted stereo remote
Dockside air conditioner/reverse heat
Electric anchor windlass
Extended swim platform
Flat screen TV with DVD player
Grey water system
High altitude propeller
Radar arch
Stainless steel storage rack for
docking fenders
Stern filler cushion & table
Westerbeke 5KW generator

THE BOAT: Bigger is definitely better in our top-of-the-line Sport Cruiser. From bow pulpit to swim platform, this one has everything. Note the richly-appointed cockpit. The helm with its wonderfully-organized and detailed instrumentation. The cockpit refreshment center. The portside chaise lounge. The removable stern bench seat. All with exceptional performance (it's a Glastron, after all) and trailerable, too.

THE VALUE: A highly-rewarding cruising experience available at an equally-impressive price. A truly unique combination of style, standard features, options and performance. The perfect cruiser when it's time for you to move up.



Specifications

Length	27'5" (8.36 m)
Beam	102" (2.59 m)
Depth	89" (2.26 m)
Weight	6225 lbs (2823 kg) w/5.0 GXi Volvo Penta
Cockpit Depth	36" (.91 m)
Transom Width	97" (2.46 m)
Transom Deadrise	20°
Draft	40" (1.02 m) w/drive down
Fuel Capacity	72 gallons (273 liters)

Optional Canvas

Camper Canvas Package: canvas package less stern curtain, plus aft camper top, aft camper side curtains, aft camper stern curtain
Canvas Package for Bimini top: side curtains, aft curtain, clear connector
Cockpit cover

Power Choices

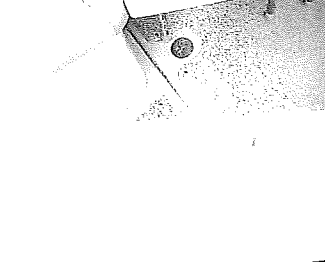
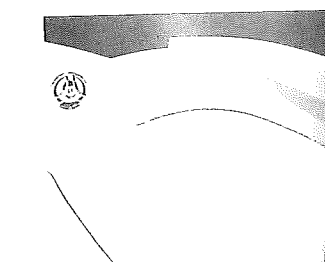
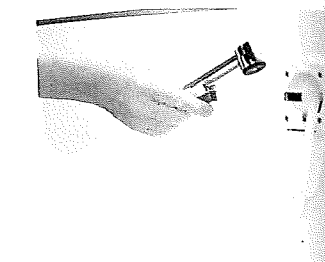


5.7L Alpha MerCruiser (250 hp)
5.7L Bravo III MerCruiser (250 hp)
350 Magnum MPI Bravo I MerCruiser (300 hp)
350 Magnum MPI Bravo III MerCruiser (300 hp)
MX 6.2 MPI Bravo I MerCruiser (320 hp)
MX 6.2 MPI Bravo III MerCruiser (320 hp)
5.0 GXi Volvo Penta (270 hp)
5.0 GXi DP Volvo Penta (270 hp)
5.0 OSi DP Volvo Penta (270 hp)
5.7 Gi Volvo Penta (280 hp)
5.7 Gi DP Volvo Penta (280 hp)
5.7 OSi DP Volvo Penta (280 hp)
5.7 GXi Volvo Penta (320 hp)
5.7 GXi DP Volvo Penta (320 hp)
5.7 OSXi DP (FWC) Volvo Penta (320 hp)

Color Choices

Black, Blue, Sand



Powered by

**VOLVO
PENTA**



...y better in our top-of-the-line
... swim platform, this one has
...ted cockpit. The helm with its
...d instrumentation. The cockpit
...chaise lounge. The removable
...ptional performance (it's a
... too.

...ng cruising experience available
... truly unique combination of
... and performance. The perfect
... move up.



Specifications

Length	27'5" (8.36 m)
Beam	102" (2.59 m)
Depth	89" (2.26 m)
Weight	6225 lbs (2823 kg)
	w/5.0 GXi Volvo Penta
Cockpit Depth	36" (.91 m)
Transom Width	97" (2.46 m)
Transom Deadrise	20°
Draft	40" (1.02 m) w/drive down
Fuel Capacity	72 gallons (273 liters)

Optional Canvas
 Camper Canvas Package: canvas package less
 stern curtain, plus aft camper top, aft camper
 side curtains, aft camper stern curtain
 Canvas Package for Bimini top: side curtains, aft
 curtain, clear connector
 Cockpit cover



Power Choices
 5.7L Alpha MerCruiser (250 hp)
 5.7L Bravo III MerCruiser (250 hp)
 350 Magnum MPI Bravo I MerCruiser (300 hp)
 350 Magnum MPI Bravo III MerCruiser (300 hp)
 MX 6.2 MPI Bravo I MerCruiser (320 hp)
 MX 6.2 MPI Bravo III MerCruiser (320 hp)
 5.0 GXi Volvo Penta (270 hp)
 5.0 GXi DP Volvo Penta (270 hp)
 5.0 OSi DP Volvo Penta (270 hp)
 5.7 Gi Volvo Penta (280 hp)
 5.7 Gi DP Volvo Penta (280 hp)
 5.7 OSi DP Volvo Penta (280 hp)
 5.7 GXi Volvo Penta (320 hp)
 5.7 GXi DP Volvo Penta (320 hp)
 5.7 OSXi DP (FWC) Volvo Penta (320 hp)

Color Choices
 Black, Blue, Sand




Powered by
**VOLVO
 PENTA.**

GS 279
Sport Cruiser

The GS 279 interior combines "easy-on-the-eyes" styling with family-friendly features: full galley, dinette, V-berth, aft cabin and head compartment (with fiberglass shower, sink and manual china head). The final result is a space that's functional, welcoming and easy to enjoy.




'easy-on-the-eyes" styling with
ey, dinette, V-berth, aft cabin
fiberglass shower, sink and
sult is a space that's functional,




POPULAR OPTIONS

Bow filler cushions



GXL 205, GXL 235,
GXL 255, DS 215,
DX 235

Stern filler cushions




GXL 205

Forward fishing seat & pedestal



DS 205

Fishing Package



DS 215

Fishing Package



GT 185 SF, GT 205 SF,
GXL 180 SF, GXL 185 SF,
GXL 205 SF

Table w/floor mount




DS 205, DS 215,
DX 215, DX 235

Cockpit table & stern filler cushion




GS 259, GS 279
GS 269 (table only)

Low profile windshield



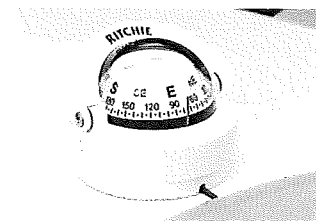
MX 170, MX
GT 185, GT
GT 185 SF, C
GX 205, GX
GXL 205, GX

Captain's Call exhaust



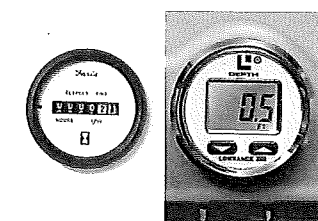
GX 205, GXL 205,
GXL 235, GXL 255

Compass



DS 215, DX 235,
GS 219, GT 249

Convenience Package



All GT models, GXL 185,
GXL 180 SF, GXL 185 SF,
GXL 205 SF

Sirius satellite radio



All GT models, GX 205,
GXL 185, GXL 205,
GXL 180 SF, GXL 185 SF,
GXL 205 SF

Stereo remote for dash



GX 205, GXL 185,
GXL 205, GXL 235,
GXL 180 SF, GXL 185 SF,
GXL 205 SF, GS 259,
GS 269, GS 279

Flat screen TV




GS 259, GS 269, GS 279

Transom shower




DX 235, GT 249

Docking ladder



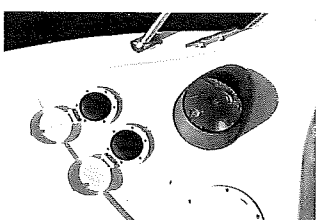
GX 205, GXL
GXL 235, GX

Remote control spotlight



GS 219, GT 249

Electric anchor windlass



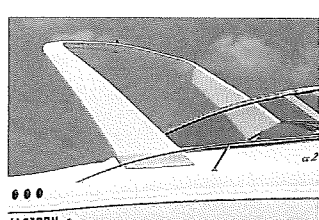
GS 259, GS 269, GS 279

Fore deck sun pad



GS 269

Radar arch



GS 259, GS 269, GS 279

Electric china head




GS 259, GS 269, GS 279

Stainless steel fender storage rack



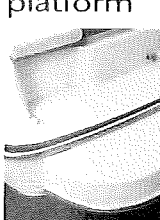
GS 279

Extended swim platform



GX 205, GXL 185,
GXL 205, GXL 185 SF,
GXL 205 SF

Extended platform




GT 209, DS 2

Forward fishing seat & pedestal




DS 205

Fishing Package



DS 215

Fishing Package




GT 185 SF, GT 205 SF, GXL 180 SF, GXL 185 SF, GXL 205 SF

Table w/floor mount




DS 205, DS 215, DX 215, DX 235

Cockpit table & stern filler cushion




GS 259, GS 279, GS 269 (table only)

Low profile black windshield




MX 170, MX 175, GT 180, GT 185, GT 205, GT 225, GT 185 SF, GT 205 SF, GX 205, GXL 185, GXL 205, GXL 235

Wakeboard tower



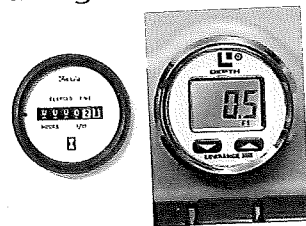
GT 185, GT 205, GT 225, GX 205, GXL 185, GXL 205, GXL 235

Rear sundeck power lift



GXL 205

Convenience Package



All GT models, GXL 185, GXL 180 SF, GXL 185 SF, GXL 205 SF

Sirius satellite radio




All GT models, GX 205, GXL 185, GXL 205, GXL 180 SF, GXL 185 SF, GXL 205 SF, GS 259, GS 269, GS 279

Stereo remote for dash



GX 205, GXL 185, GXL 205, GXL 235, GXL 180 SF, GXL 185 SF, GXL 205 SF, GS 259, GS 269, GS 279

Flat screen TV




GS 259, GS 269, GS 279

Transom shower



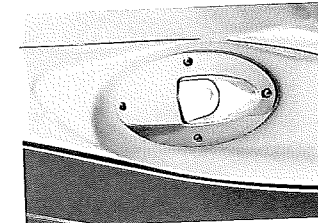
DX 235, GT 249

Docking lights




GX 205, GXL 205, GXL 235, GXL 255

Docking lights




DX 235

Docking lights



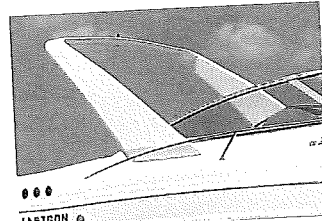
DS 215

Fore deck sun pad




GS 269

Radar arch




GS 259, GS 269, GS 279

Electric china head




GS 259, GS 269, GS 279

Stainless steel fender storage rack




GS 279

Extended swim platform




GX 205, GXL 185, GXL 205, GXL 185 SF, GXL 205 SF

Extended swim platform



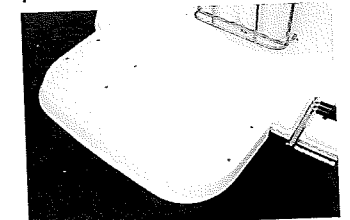
GT 209, DS 205

Extended swim platform



DS 215, DX 215

Extended swim platform




GS 279


Items in packages may also be available as separate options.

XL PACKAGE FOR MX BOWRIDERS


Flip-up bucket helm seat




Snap-in carpet




Forward bow cushion




Forward bow pull-up cleat




Glove box



AM/FM/CD stereo




Stainless steel rubrail



XL PACKAGE FOR GT BOWRIDERS

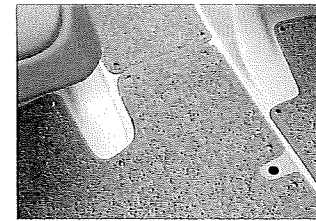
Flip-up bucket helm seat




Tilt steering wheel




Snap-in carpet




Chrome speaker covers & stainless steel drink holders




Convenience Package: hour meter & depth sounder




Forward bow pull-up cleat



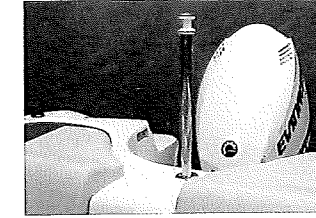
Full side glass windshield



Stainless steel rubrail



Ski tow pylon




GT 180 only

Items in packages may also be available as separate options


CANVAS CHOICES

Soft top



MX, GT, GXL models (except GT 225), GX 205

Cockpit cover



GS models, GT 209, GT 249

Camper Canvas Package²



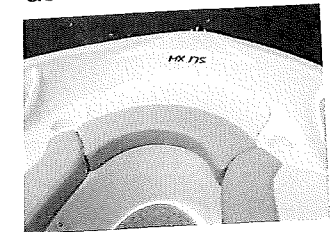
GT 209, GT 249, GS 219, GS 259, GS 279

MX models feature blue Sunbrella fabric. GT models in red and blue feature color-matched Sunbrella fabric. GXL models in blue and red feature color-matched Sunbrella fabric. Deck boat models in blue and red feature color-matched Sunbrella fabric. GS models feature color-matched Sunbrella fabric in all mooring covers feature gray canvas with waterproo


1. Includes bow cover, walk-thru curtain, side curtains
2. Includes Canvas Package less stem curtains, pylon cover
3. Includes side curtains, aft curtain & clear cover

RIDERS


Forward bow cushion



Forward bow pull-up cleat



Stainless steel rubrail




RIDERS


Snap-in carpet




Chrome speaker covers & stainless steel drink holders



Stainless steel rubrail




Ski tow pylon



GT 180 only

Items in packages may also be available as separate options.

Convenience Package: hour meter & depth sounder




CANVAS CHOICES

Soft top




MX, GT, GXL models (except GT 225), GX 205

Bimini top




MX, GT, GXL models, GX 205

Cockpit cover, bow cover



MX, GT, GXL models, GX 205, DX 215

Cockpit cover



GS models, GT 209, GT 249

Bow/cockpit cover



DS 205, DS 215, DX 235

Canvas Package¹




MX, GT, GXL models, GX 205

Camper Canvas Package²




GT 209, GT 249, GS 219, GS 259, GS 279

Canvas Package for Bimini top¹



GS 219, GS 259, GS 269, GS 279

Mooring cover



MX, GT, GXL models (except GT 249), GX 205, GS 219

MX models feature blue Sunbrella fabric. GT models in red and blue feature color-matched Sunbrella fabric; black & yellow models feature black Sunbrella fabric. GXL models in blue and red feature color-matched Sunbrella fabric; black & yellow models feature black Sunbrella fabric. Deck boat models in blue and red feature color-matched Sunbrella fabric; black & yellow models feature black Sunbrella fabric. GS models feature color-matched Sunbrella fabric in black, blue or sand. All mooring covers feature gray canvas with waterproof inner liner.

1. Includes bow cover, walk-thru curtain, side curtains & stern curtain
2. Includes Canvas Package less stern curtain, plus aft camper top, aft camper side curtains & aft camper stern curtain
3. Includes side curtains, aft curtain & clear connector

A PLEDGE TO OUR CUSTOMERS

If you're looking at this catalog, chances are you're thinking about buying a new boat. If that's the case, thank you for considering Glastron.

Nearly half a million have considered and chosen Glastron over the past 52 years. They've chosen Glastron for our performance and styling. They've chosen us for our family-friendly designs. Most important of all, they've chosen Glastron for value. And value extends to every aspect of your experience with us: our products, our dealers, our customer service.

That said, if you have a concern with your Glastron boat and you haven't received an adequate response from your dealer or our Customer Service Department, please call me. My direct number is 320-632-1411.

All the best,

Al Kuebelbeck

Al Kuebelbeck
President, Glastron Boats

<i>Real Boats</i>	2-3
<i>Real Value</i>	4-5
<i>Technology</i>	6-7
<i>Bowriders</i>	8-27
<i>MX 170 / MX 175</i>	10-11
<i>GT 180 / GT 185</i>	12-13
<i>GT 205</i>	14-15
<i>GT 225</i>	16-17
<i>GX 205</i>	18-19
<i>GXL 185</i>	20-21
<i>GXL 205</i>	22-23
<i>GXL 235</i>	24-25
<i>GXL 255</i>	26-27
<i>Deck Boats</i>	28-37
<i>DS 205</i>	30-31
<i>DS 215</i>	32-33
<i>DX 215</i>	34-35
<i>DX 235</i>	36-37
<i>Ski & Fish</i>	38-47
<i>GT 185 SF</i>	40-41
<i>GT 205 SF</i>	42-43
<i>GXL 180 SF / GXL 185 SF</i>	44-45
<i>GXL 205 SF</i>	46-47
<i>Cruisers</i>	48-67
<i>GT 209</i>	50-51
<i>GT 249</i>	52-53
<i>GS 219</i>	54-55
<i>GS 259</i>	56-59
<i>GS 269</i>	60-63
<i>GS 279</i>	64-67
<i>Popular Options</i>	68-71



Sportswear

If you really love your Glastron, here's your chance to show it. Glastron sportswear and accessories are designed for owners who want to look good whether they're on the water or on shore. To view and purchase items, visit www.glastron.com.


Representations made in this catalog do not constitute a warranty of any of the products shown herein, either expressed or implied. All warranties are set forth in the Glastron Limited Warranty contained in the Owner's Manual that accompanies each boat, and no other warranties are authorized.

Glastron provides a two-year limited warranty on non-structural components and a lifetime limited warranty on hulls. On models manufactured with VEC® technology, Glastron provides a transferable lifetime limited warranty on all structural components, including the hull, deck, floor, stringers and transom. Ask your dealer for full warranty information prior to the sale.

Due to the continuing improvements and changes in product features and options, Glastron Boats does not guarantee the availability of all product features and options as displayed in this catalog and reserves the right to change or discontinue models, specifications, colors, equipment or materials without notice. Some models are shown with optional equipment. Weights and volumes shown in the catalog are estimated and can vary from boat to boat because of equipment, etc.

GLASTRON, SSV and the Glastron hull spear graphics are registered trademarks of Glastron Boats. GENMAR is a registered trademark of Genmar Industries, Inc. VEC is a registered trademark of VEC Industries, L.L.C. VOLVO PENTA is a registered trademark of Volvo Penta of the Americas, Inc. MERCUISER and MERCURY are registered trademarks of Brunswick Corporation. EVINRUDE is a registered trademark of Bombardier Recreational Products. YAMAHA is a registered trademark of Yamaha Motor Corporation, USA. SIRIUS is a registered trademark of Sirius Satellite Radio, Inc. CORSA is a registered trademark of JB Design, Inc. FARIA is a registered trademark of Thomas G. Faria Corporation. SUNBRELLA is a registered trademark of Glen Raven Mills, Inc.

All Glastron boats are manufactured in accordance with United States Coast Guard regulations and are certified by the National Marine Manufacturers Association.



P.O. Box 460 Little Falls, MN 56345, USA
320/632-8395 www.glastron.com

© 2007 Glastron Boats